

INTERMEDIATE GENERAL SUPPORT MAINTENANCE
REPAIR PARTS AND SPECIAL TOOLS LIST
FOR

CIRCUIT CARD ASSEMBLIES
AND

AUXILIARY MEMORY MODULE

FOR THE AN/UGC-74B(V)3 AND AN/UGC-74C(V)3

A 3041422 (NSN 5999-01-247-5737)
A 3041426 (NSN 5999-01-247-5738)
A 3042242 (NSN 5999-01-247-5739)
A 3041430 (NSN 5999-01-247-5740)
A 3042202 (NSN 4815-01-227-0567)
A 3042160 (NSN 5815-01-209-0420)
A 3042101 (NSN 5999-01-247-5742)

Distribution authorized to the Department of Defense and DOD contractors only for official use or for administration or operational purposes. This determination was made on 25 April 1988. Other requests for this document will be referred to Commander, US Army Communications-Electronics Command and Fort Monmouth, ATTN: ANSEL-LC-ME-P, Fort Monmouth, NJ 07703-5000.

DESTRUCTION NOTICE— Destroy by any method that will prevent disclosure of contents or reconstruction of the document.

INTERMEDIATE GENERAL SUPPORT MAINTENANCE
 REPAIR PARTS AND SPECIAL TOOLS LIST
 FOR
 CIRCUIT CARD ASSEMBLIES
 AND
 AUXILIARY MEMORY MODULE
 FOR THE AN/UGC-74B(V)3 AND AN/UGC-74C(V)3
 A3041422 (NSN 5999-01-247-5737)
 A3041426 (NSN 5999-01-247-5738)
 A3042242 (NSN 5999-01-247-5739)
 A3041430 (NSN 5999-01-247-5740)
 A3042202 (NSN 4815-01-227-0567)
 A3042160 (NSN 5815-01-209-0420)
 A3042101 (NSN 5999-01-247-5742)

REPORTING ERRORS AND RECOMMENDING IMPROVEMENTS

You can help improve this manual. If you find any mistakes or if you know of a way to improve the procedures, please let us know. Mail your letter, DA Form 2028 (Recommended Changes to Publications and Blank Forms), or DA Form 2028-2 located in back of this manual direct to: Commander, US Army Communications-Electronics Command and Fort Monmouth, ATTN: AMSEL-LC-ME-PS, Fort Monmouth, New Jersey 07703-5000.

Marine Corps units, submit NAVMC 10772 (Recommended Changes to Technical Publications) to: Commanding General, Marine Corps Logistics Base (Code 850) Albany, Georgia 31704-5000.

In either case, a reply will be furnished direct to you.

TABLE OF CONTENTS

	<i>Page</i>	<i>Illus Figure</i>
Section I. Introduction	1	
II. Repair Parts List	1-1	1
Group 01 Circuit Card Assembly, Universal CPU		
(3A1A1) (A3041422)	1-1	1
02 Circuit Card Assembly, Auxiliary Interface		
(3A1A2) (A3041426)	2-1	2
03 Circuit Card Assembly, Communications		
(3A1A3) (A3042242)	3-1	3
04 Circuit Card Assembly, Printer Control		
(3A1A4) (A3041430)	4-1	4
05 Circuit Card Assembly, Auxiliary Memory/Relay Control		
(3A2A3) (A3042202)	5-1	5
06 Memory Module, Auxiliary (3A3) (A3042160)	6-1	6
0601 Circuit Card Assembly, Auxiliary Memory Module		
(3A3A1) (A3042101)	7-1	7
Section III. Special Tools List (Not applicable)		
Section IV. National Stock Number and Part Number Index	I-1	

SECTION I INTRODUCTION

1. Scope

This manual lists and authorizes spares and repair parts; special tools; special test, measurement, and diagnostic equipment (TMDE), and other special support equipment required for performance of organizational, direct support, and general support maintenance of the Circuit Card Assemblies for the AN/UGC-74B(V)3 and AN/UGC-74C(V)3. It authorizes the requisitioning, issue, and disposition of spares, repair parts and special tools as indicated by the source, maintenance and recoverability (SMR) codes.

2. General

This Repair Parts and Special Tools List is divided into the following sections:

a. Section II. Repair Parts List. A list of spares and repair parts authorized by this RPSTL for use in the performance of maintenance. The list also includes parts which must be removed for replacement of the authorized parts. Parts lists are composed of functional groups in ascending numeric sequence, with the parts in each group listed in ascending item number sequence. Figure numbers are listed directly beneath the group header. Bulk materials are listed in item name sequence. Repair part kits are listed separately in their own functional group within section II. Repair parts for reparable special tools are also listed in this section. Items listed are shown on the associated illustration.

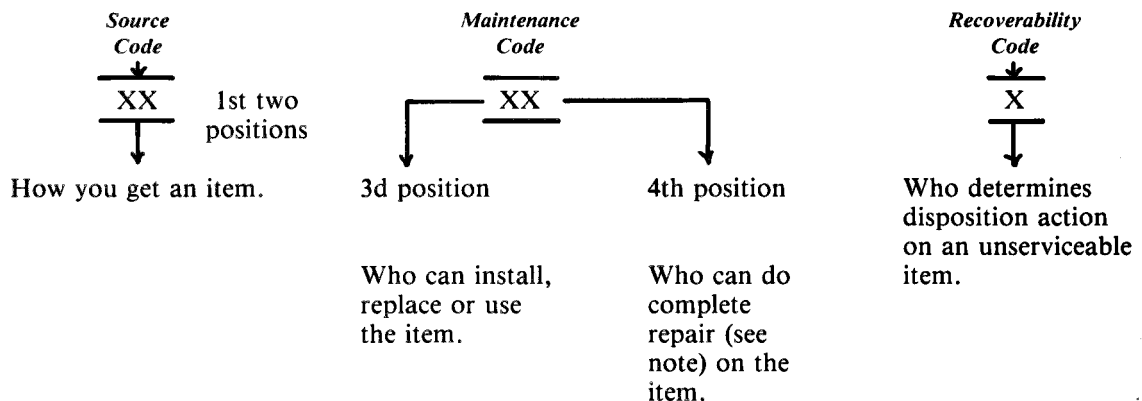
b. Section III. Special Tools List. Not applicable.

c. Section IV. National Stock Number and Part Number Index. A list, in National item identification number (NIIN) sequence, of all National stock numbered items appearing in the listings, followed by a list in alphameric sequence of all part numbers appearing in the listings. National stock numbers and part numbers are cross-referenced to each illustration figure and item number appearance.

3. Explanation of Columns (Section II and III)

a. Item No. (Column (1)). Indicates the number used to identify items called out in the illustration.

b. SMR Code (Column (2)). The source, maintenance, and recoverability (SMR) code is a five-position code containing supply/requisitioning information, maintenance category authorization criteria, and disposition instruction, as shown in the following breakout:



NOTE

Complete repair: Maintenance capacity, capability, and authority to perform all corrective maintenance tasks of the "Repair" function in a use/user environment in order to restore serviceability to a failed item.

(1) *Source Code*. The source code tells you how to get an item needed for maintenance, repair, or overhaul of an end item/equipment. Explanations of source codes follows:

Code

Explanation

PA
PB
PC
PD
PE
PF
PG

Stocked items; use the applicable NSN to request/requisition items with these source codes. They are authorized to the category indicated by the code entered in the third position of the SMR code.

NOTE

Items coded PC are subject to deterioration.

KD
KF
KB

Items with these codes are not to be requested/requisitioned individually. They are part of a kit which is authorized to the maintenance category indicated in the third position of the SMR code. The complete kit must be requisitioned and applied.

MO— Made at org/
AVUM category
MF— Made at DS/
AVUM category
MH— Made at GS
category
ML— Made at Spec-
ialized Repair
Activity (SRA)
MD— Made at Depot

Items with these codes are not to be requested/requisitioned individually. They must be made from bulk material which is identified by the part number in the description and usable on code (UOC) column and listed in the Bulk Material group of the repair parts list. If the item is authorized to you by the third position code of the SMR code, but the source code indicates it is made at a higher category, order the item from the higher category of maintenance.

AO — Assembled by org/
AVUM category
AF — Assembled by DS/
AVIM category
AH — Assembled by
GS category
AL — Assembled by SRA
AD — Assembled by Depot

Items with these codes are not to be requested/requisitioned individually. The parts that make up the assembled item must be requisitioned or fabricated and assembled at the category of maintenance indicated by the source code. If the third position code of the SMR code authorizes you to replace the item, but the source code indicates the item is assembled at a higher category, order the item from the higher category of maintenance.

- XA - Do not requisition an "XA" coded item. Order its next higher assembly.
- XB - If an "XB" item is not available from salvage, order it using the FSCM and part number given.
- XC - Installation drawing, diagram, instruction sheet, field service drawing, that is identified by manufacturers part number.
- XD - Item is not stocked. Order an "XD" coded item through normal supply channels using the FSCM and part number given, if no NSN is available.

NOTE

Cannibalization or controlled exchange, when authorized, may be used as a source of supply for items with the above source codes, except for those source coded "XA" or those aircraft support items restricted by requirements of AR 750-1.

(2) *Maintenance Code.* Maintenance codes tell you the category of maintenance authorized to USE and REPAIR support items. The maintenance codes are entered in the third and fourth positions of the SMR code as follows:

(a) The maintenance code entered in the third position tells you the lowest maintenance category authorized to remove, replace, and use an item. The maintenance code entered in the third position will indicate authorization to one of the following categories of maintenance.

<i>Code</i>	<i>Application/Explanation</i>
C	- Crew or operator maintenance done within organizational or aviation maintenance.
O	- Organizational or aviation unit category can remove, replace, and use the item.
F	- Direct support or aviation intermediate category can remove, replace, and use the item.
H	- General support category can remove, replace, and use the item.
L	- Specialized repair activity can remove, replace, and use the item.
D	- Depot category can remove, replace, and use the item.

(b) The maintenance code entered in the fourth position tells whether or not the item is to be repaired and identifies the lowest maintenance category with the capability to do complete repair (i.e., perform all authorized repair functions). This position will contain one of the following maintenance codes:

NOTE

Some limited repair may be done on the item at a lower category of maintenance, if authorized by the Maintenance Allocation Chart (MAC) and SMR codes.

<i>Code</i>	<i>Application/Explanation</i>
O	- Organizational or aviation unit is the lowest category that can do complete repair of the item.
F	- Direct support or aviation intermediate is the lowest category that can do complete repair of the item.
H	- General support is the lowest category that can do complete repair of the item.
L	- Specialized repair activity (designate the specialized repair activity) is the lowest category that can do complete repair of the item.
D	- Depot is the lowest category that can do complete repair of the item.
Z	- Nonreparable. No repair is authorized.
B	- No repair is authorized. (No parts or special tools are authorized for the maintenance of a "B" coded item.) However, the item may be reconditioned by adjusting, lubricating, etc., at the user category.

(3) *Recoverability Code.* Recoverability codes are assigned to items to indicate the disposition action on unserviceable items. The recoverability code is entered in the fifth position of the SMR Code as follows:

*Recoverability
codes*

Application/Explanation

- Z - Nonreparable item. When unserviceable, condemn and dispose of the item at the category of maintenance shown in the third position of SMR Code.
- O - Reparable item. When uneconomically reparable, condemn and dispose of the item at organizational or aviation unit category.
- F - Reparable item. When uneconomically reparable, condemn and dispose of the item at the direct support or aviation intermediate category.
- H - Reparable item. When uneconomically reparable, condemn and dispose of the item at general support category.
- D - Reparable item. When beyond lower level repair capability, return to depot. Condemnation and disposal of item not authorized below depot category.
- L - Reparable item. Condemnation and disposal not authorized below specialized repair activity (SRA).
- A - Item requires special handling or condemnation procedures because of specific reasons (e.g., precious metal content, high dollar value, critical material, or hazardous material). Refer to appropriate manuals/directives for specific instructions.

c. FSCM (Column (3)). The Federal Supply Code for Manufacturer (FSCM) is a 5-digit numeric code which is used to identify the manufacturer, distributor, or Government agency, etc., that supplies the item.

d. Part Number (Column (4)). Indicates the primary number used by the manufacturer (individual, company, firm, corporation, or Government activity), which controls the design and characteristics of the item by means of its engineering drawings, specifications, standards, and inspection requirements to identify an item or range of items.

NOTE

When you use a NSN to requisition an item, the item you receive may have a different part number from the part ordered.

e. Description and Usable on Code (UOC)(Column (5)). This column includes the following information.

- (1) The Federal item name and, when required, a minimum description to identify the item.
- (2) Usable on code, when applicable (para 5).
- (3) The statement “END OF FIGURE” appears just below the last item description in Column (5) for a given figure in both section II and section III.

f. Qty (Column (6)). Indicates the quantity of the item used in the breakout shown on the illustration figure, which is prepared for a functional group, subfunctional group, or an assembly. A “V” appearing in this column in lieu of a quantity indicates that the quantity is variable and the quantity may vary from application to application.

4. Explanation of Columns (Section IV)

a. National Stock Number (NSN) Index.

(1) *Stock number column.* This column lists the NSN by National item identification number (NIIN) sequence. The NIIN consists of the last nine digits of the NSN. When using this column to locate an item, ignore the first four digits of the NSN. When requisitioning items use the complete NSN (13 digits).

(2) *Fig. column.* This column lists the number of the figure where the item is identified/located. The illustrations are in numerical sequence in sections II and III.

(3) *Item column.* The item number identifies the item associated with the figure listed in the adjacent Fig. column. This item is also identified by the NSN listed on the same line.

b. Part Number Index. Part numbers in this index are listed by part number in ascending alphameric Sequence.

(1) *FSCM column.* This column lists the Federal supply code for manufacturer (FSCM).

(2) *Part number column.* This column indicates the part number assigned to the item.

(3) *Stock number column.* This column lists the National stock number for the associated part number and manufacturer identified in the part number and FSCM columns to the left.

(4) *Fig. column.* This column lists the number of the figure where the item is identified/located in sections II and III.

(5) *Item column.* The item number is that number assigned to the item as it appears in the figure referenced in the adjacent figure number column.

5. Special Information

a. Usable on Code. The usable on code appears in the lower left corner of the description column heading. Usable on codes are shown as “UOC: ” in the description column (justified left) on the first line applicable item description nomenclature. Uncoded items are applicable to all models. Identification of the usable on codes used in this RPSTL are:

<i>Code</i>	<i>Used on</i>
HDX	AN/UGC-74B(V)3
HDY	AN/UGC-74C(V)3

b. Associated Publications. The publications listed below pertain to the Circuit Card Assemblies and their components:

TM 11-5815-612-40-1, Circuit Card Assemblies
 TM 11-6625-3083-24-1, Interface Connection Devices
 TM 11-6625-3083-24P, Interface Connections Devices

c. National Stock Numbers. National stock numbers (NSN’s) that are missing from P source coded items have been applied for and will be added to this TM by future change/revision when they are entered in the Army Master Data File (AMDF). Until the NSN’s are established and published, submit exception requisitions to: Commander, US Army Communications-Electronics Command and Fort Monmouth, ATTN: AMSEL-LC-MM, Fort Monmouth, NJ 07703-5000 for the part required to support your equipment.

6. How to Locate Repair Parts

a. When National stock number or part number is not known.

(1) *First.* Using the table of contents, determine the assembly group or subassembly group to which the item belongs. This is necessary since figures are prepared for assembly groups and subassembly groups, and listings are divided into the same groups.

(2) *Second.* Find the figure covering the assembly group or subassembly group to which the item belongs.

(3) *Third.* Identify the item on the figure and note the item number.

(4) *Fourth.* Refer to the Repair Parts List for the figure to find the part number for the item number noted on the figure.

(5) *Fifth.* Refer to the Part Number Index to find the NSN, if assigned.

b. When National stock number or part number is known.

(1) *First.* Using the Index of National stock numbers and part numbers, find the pertinent National stock number or part number. The NSN index is in National item identification number (NIIN) sequence (para 4a(1)). The part numbers in the part number index are listed in ascending alphameric sequence (para 4b). Both indexes cross-reference you to the illustration figure and item number of the item you are looking for.

(2) *Second.* After finding the figure and item number, verify that the item is the one you're looking for, then locate the item number in the repair parts list for the figure.

7. Abbreviations

Not applicable.

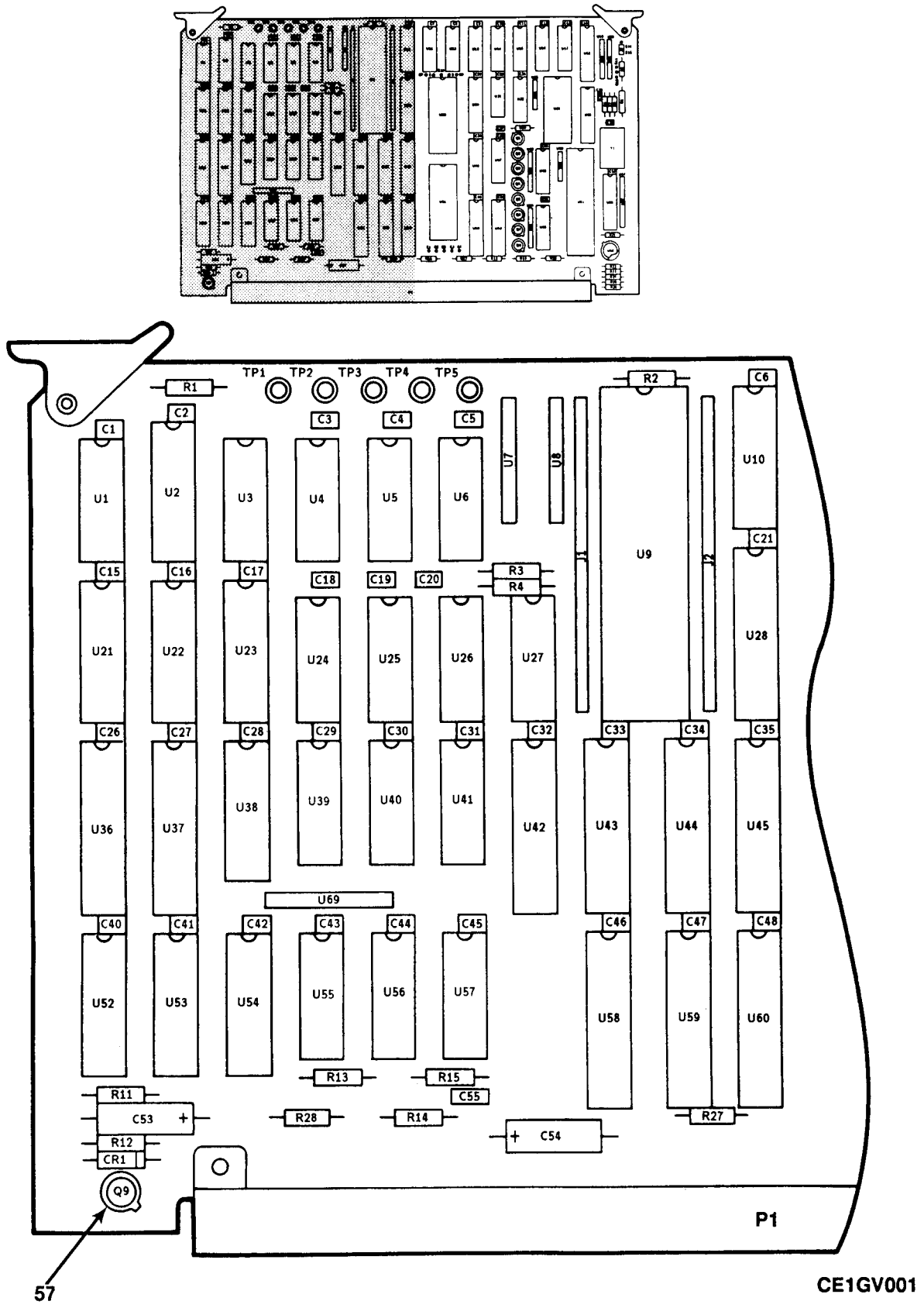


Figure 1. Circuit Card Assembly, Universal CPU (3A1A1) (Sheet 1 of 3).

CE1GV001

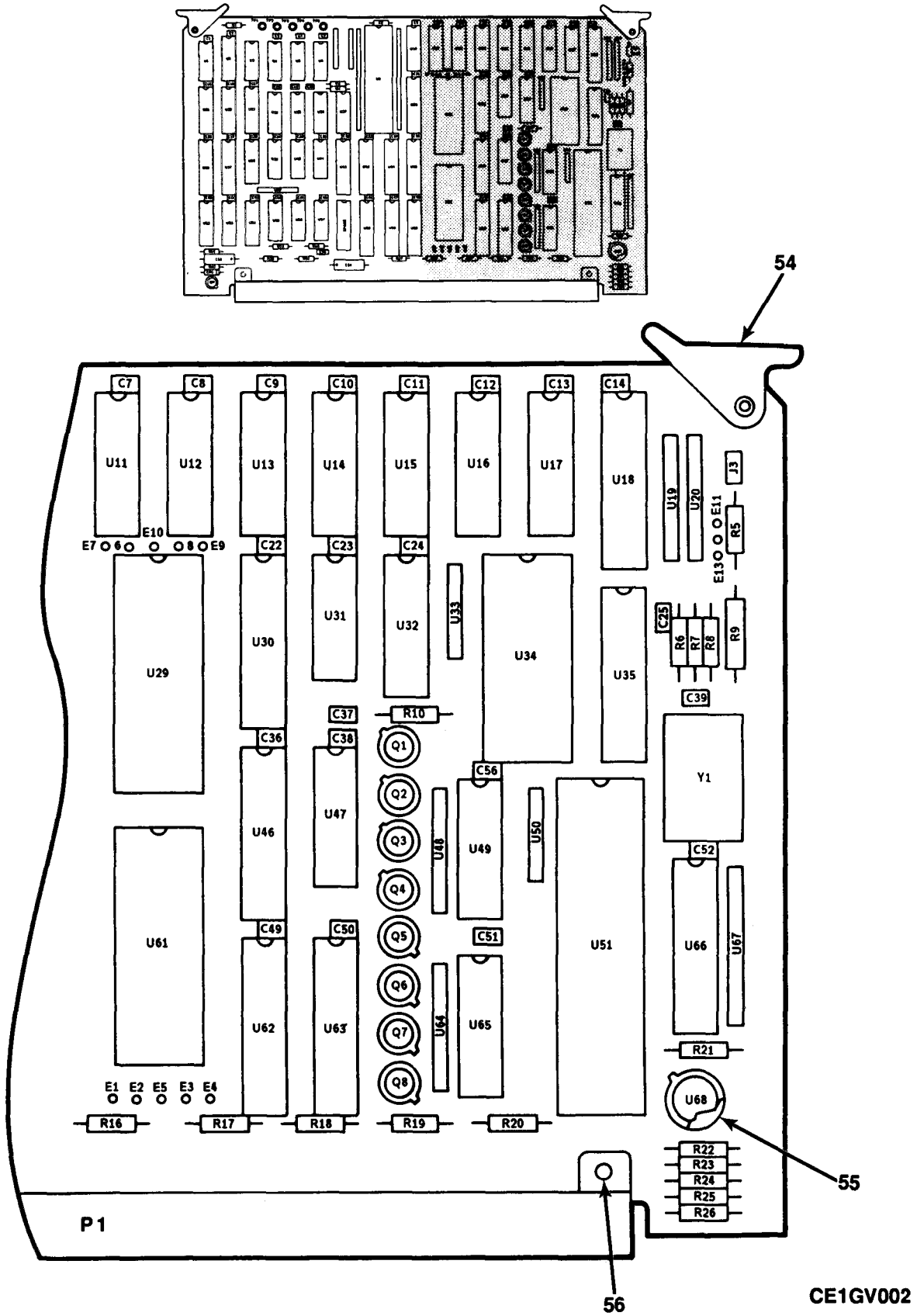


Figure 1. Circuit Card Assembly, Universal CPU (3A1A1) (Sheet 2 of 3).

LEGEND

REF DES	ITEM NO.	REF DES	ITEM NO.	REF DES	ITEM NO.	REF DES	ITEM NO.	REF DES	ITEM NO.
CR1	1	C35	2	R1	8	U3	20	U38	28
C1	2	C36	2	R2	9	U4	21	U39	39
C2	2	C37	2	R3	10	U5	22	U40	23
C3	2	C38	2	R4	11	U6	23	U41	40
C4	2	C39	2	R5	9	U7	24	U42	27
C5	2	C40	2	R6	9	U8	24	U43	27
C6	2	C41	2	R7	11	U9	25	U44	27
C7	2	C42	2	R8	9	U10	26	U45	27
C8	2	C43	2	R9	12	U11	26	U46	27
C9	2	C44	2	R10	11	U12	26	U47	41
C10	2	C45	2	R11	9	U13	26	U48	24
C11	2	C46	2	R12	13	U14	26	U49	42
C12	2	C47	2	R13	8	U15	26	U50	35
C13	2	C48	2	R14	9	U16	26	U51	43
C14	2	C49	2	R15	8	U17	26	U52	44
C15	2	C50	2	R16	8	U18	27	U53	28
C16	2	C51	2	R17	14	U19	24	U54	45
C17	2	C52	2	R18	8	U20	24	U55	21
C18	2	C53	3	R19	14	U21	19	U56	29
C19	2	C54	3	R20	8	U22	19	U57	46
C20	2	C55	2	R21	9	U23	28	U58	27
C21	2	C56	2	R22	9	U24	20	U59	27
C22	2	J1	4	R23	15	U25	23	U60	47
C23	2	J2	4	R24	16	U26	29	U61	48
C24	2	J3	5	R25	16	U27	30	U62	49
C25	2	P1	6	R26	15	U28	27	U63	27
C26	2	Q1	7	R27	9	U29	31	U64	24
C27	2	Q2	7	R28	8	U30	32	U65	42
C28	2	Q3	7	TP1	17	U31	33	U66	27
C29	2	Q4	7	TP2	17	U32	34	U67	50
C30	2	Q5	7	TP3	17	U33	35	U68	51
C31	2	Q6	7	TP4	17	U34	36	U69	52
C32	2	Q7	7	TP5	17	U35	27	Y1	53
C33	2	Q8	7	U1	18	U36	37		
C34	2	Q9	7	U2	19	U37	38		

CE1GV003

Figure 1. Circuit Card Assembly, Universal CPU (3A1A1) (Sheet 3 of 3).

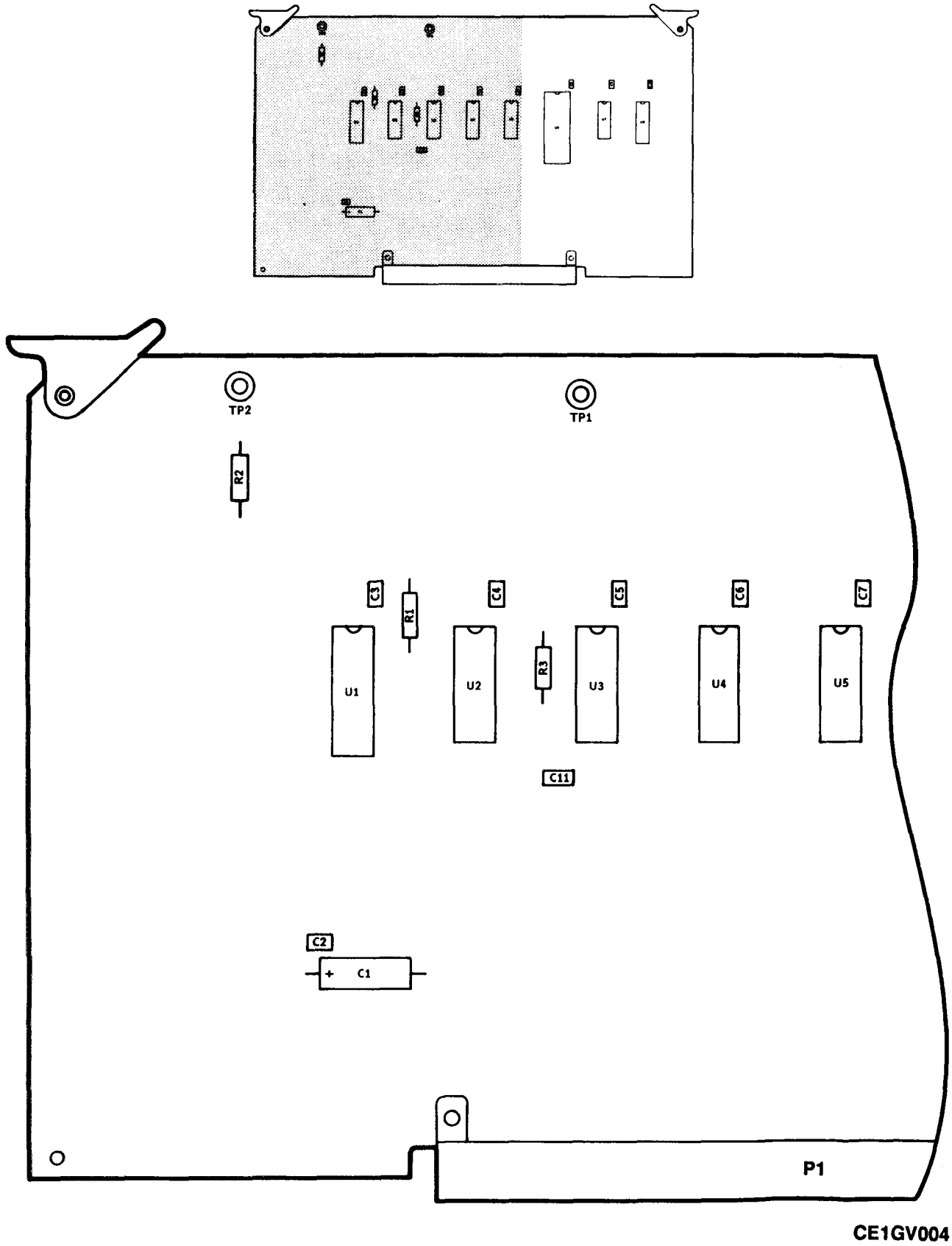
(1) ITEM NO	(2) SMR CODE	(3) FSCM	(4) PART NUMBER	(5) DESCRIPTION AND USABLE ON CODE (UOC)	(6) QTY
				GROUP 01 CIRCUIT CARD ASSEMBLY, UNIVERSAL CPU (3A1A1)	
				FIGURE 1	
1	PAHZZ	81349	JAN1N914	SEMICONDUCTOR DEVIC	1
2	PAHZZ	81349	M39014/22-1094	CAPACITOR, FIXED, CER	54
3	PAHZZ	81349	M39003-01-2991	CAPACITOR, FIXED, ELE	2
4	PAHZZ	52072	CA-520SLP-30T-SD	CONNECTOR, RECEPTICA	2
5	PAHZZ	80063	A3042146-6	CONNECTOR, RECEPTICA	1
6	PAHZZ	80063	SM-A-915748-3	CONNECTOR, RECEPTACL	1
7	PAHZZ	81349	JAN2N2222A	TRANSISTOR	9
8	PAHZZ	81349	RLR07C1001GS	RESISTOR, FIXED, FILM	7
9	PAHZZ	81349	RLR07C1002GS	RESISTOR, FIXED, FILM	9
10	PAHZZ	81349	RLR07C2050GP	RESISTOR, FIXED, FILM	1
11	PAHZZ	81349	RLR07C1820FP	RESISTOR, FIXED, FILM	3
12	PAHZZ	81349	RWR80SR100FS	RESISTOR, FIXED, WIRE	1
13	PAHZZ	81349	RLR07C7502GS	RESISTOR, FIXED, FILM	1
14	PAHZZ	81349	RLR07C2201GS	RESISTOR, FIXED, FILM	2
15	PAHZZ	81349	RLR07C1005GR	RESISTOR, FIXED, FILM	2
16	PAHZZ	81349	RLR07C3001GS	RESISTOR, FIXED, FILM	2
17	PAHZZ	81349	M55155/16-1	TERMINAL, STUD	5
18	PAHZZ	81349	M38510/30301BCB	MICROCIRCUIT, DIGITA	1
19	PAHZZ	81349	M38510/31504BEB	MICROCIRCUIT, DIGITA	3
20	PAHZZ	81349	M38510/30102BCB	MICROCIRCUIT, DIGITA	2
21	PAHZZ	81349	M38510/31003BCB	MICROCIRCUIT, DIGITA	2
22	PAHZZ	81349	M38510/30005BCB	MICROCIRCUIT, DIGITA	1
23	PAHZZ	81349	M38510/30003BCB	MICROCIRCUIT, DIGITA	3
24	PAHZZ	81349	M8340108M1000GG	RESISTOR NETWORK	6
25	PAHZZ	81349	M38510/40001BQC	MICROCIRCUIT, DIGITA	1
26	PAHZZ	01295	SMJ4164-15JDS	MICROCIRCUIT, DIGITA	8
27	PAHZZ	80063	SM-A-915710	MICROCIRCUIT, DIGITA	12
28	PAHZZ	81349	M38510/30107BEB	MICROCIRCUIT, DIGITA	3
29	PAHZZ	81349	M38510-30001BCB	MICROCIRCUIT, DIGITA	2
30	PAHZZ	81349	M38510-00303BCB	MICROCIRCUIT, DIGITA	1
31	PAHZZ	80063	A3041387-3	MICROCIRCUIT, DIGITA	1
32	PAHZZ	81349	M38510/32803BRB	MICROCIRCUIT, DIGITA	1
33	PAHZZ	01295	SNJ54LS393J	MICROCIRCUIT, DIGITA	1
34	PAHZZ	81349	M38510/31602BEB	MICROCIRCUIT, DIGITA	1
35	PAHZZ	81349	M8340107M1002GC	RESISTOR NETWORK	2
36	PAHZZ	34649	MD8254/B	MICROCIRCUIT, DIGITA	1
37	PAHZZ	80063	A3041379-1	MICROCIRCUIT, DIGITA	1
38	PAHZZ	80063	A3041379-2	MICROCIRCUIT, DIGITA	1
39	PAHZZ	81349	M38510/30302BCB	MICROCIRCUIT, DIGITA	1
40	PAHZZ	81349	M38510/30501BCB	MICROCIRCUIT, DIGITA	1
41	PAHZZ	81349	M38510/30701BEB	MICROCIRCUIT, DIGITA	1
42	PAHZZ	81349	M38510/30903BEB	MICROCIRCUIT, DIGITA	2
43	PAHZZ	04713	6821/BQCJC	MICROCIRCUIT, DIGITA	1
44	PAHZZ	81349	M38510-30106BEB	MICROCIRCUIT, DIGITA	1
45	PAHZZ	01295	SNJ54LS147J	MICROCIRCUIT, DIGITA	1
46	PAHZZ	81349	M38510/32301BCB	MICROCIRCUIT, DIGITA	1
47	PAHZZ	80063	A3041379-3	MICROCIRCUIT, DIGITA	1

SECTION II

TM11-5815-612-40P-1

(1) ITEM NO	(2) SMR CODE	(3) FSCM	(4) PART NUMBER	(5) DESCRIPTION AND USABLE ON CODE (UOC)	(6) QTY
48	PAHZZ	80063	A3041387-2	MICROCIRCUIT,DIGITA	1
49	PAHZZ	81349	M38510/32503BRB	MICROCIRCUIT,DIGITA	1
50	PAHZZ	81349	M8340109M2001GC	RESISTOR NETWORK	1
51	PAHZZ	80063	A3041729	MICROCIRCUIT,LINEAR	1
52	PAHZZ	81349	M8340108M1002GC	RESISTOR NETWORK,FI	1
53	PAHZZ	80063	SM-A-915736	OSCILLATOR,CRYSTAL	1
54	XBHZZ	80063	SM-C-915749	EXTRACTOR,CKT CD	2
55	PAHZZ	81349	M38527/05-002D	MOUNTING PAD,ELECTR	1
56	PAHZZ	96906	MS16535-8	RIVET,TUBULAR	2
57	PAHZZ	81349	M38527/03-006D	MOUNTING PAD,ELECTR	9

END OF FIGURE



CE1GV004

Figure 2. Circuit Card Assembly, Auxiliary Interface (3A1A2) (Sheet 1 of 2).

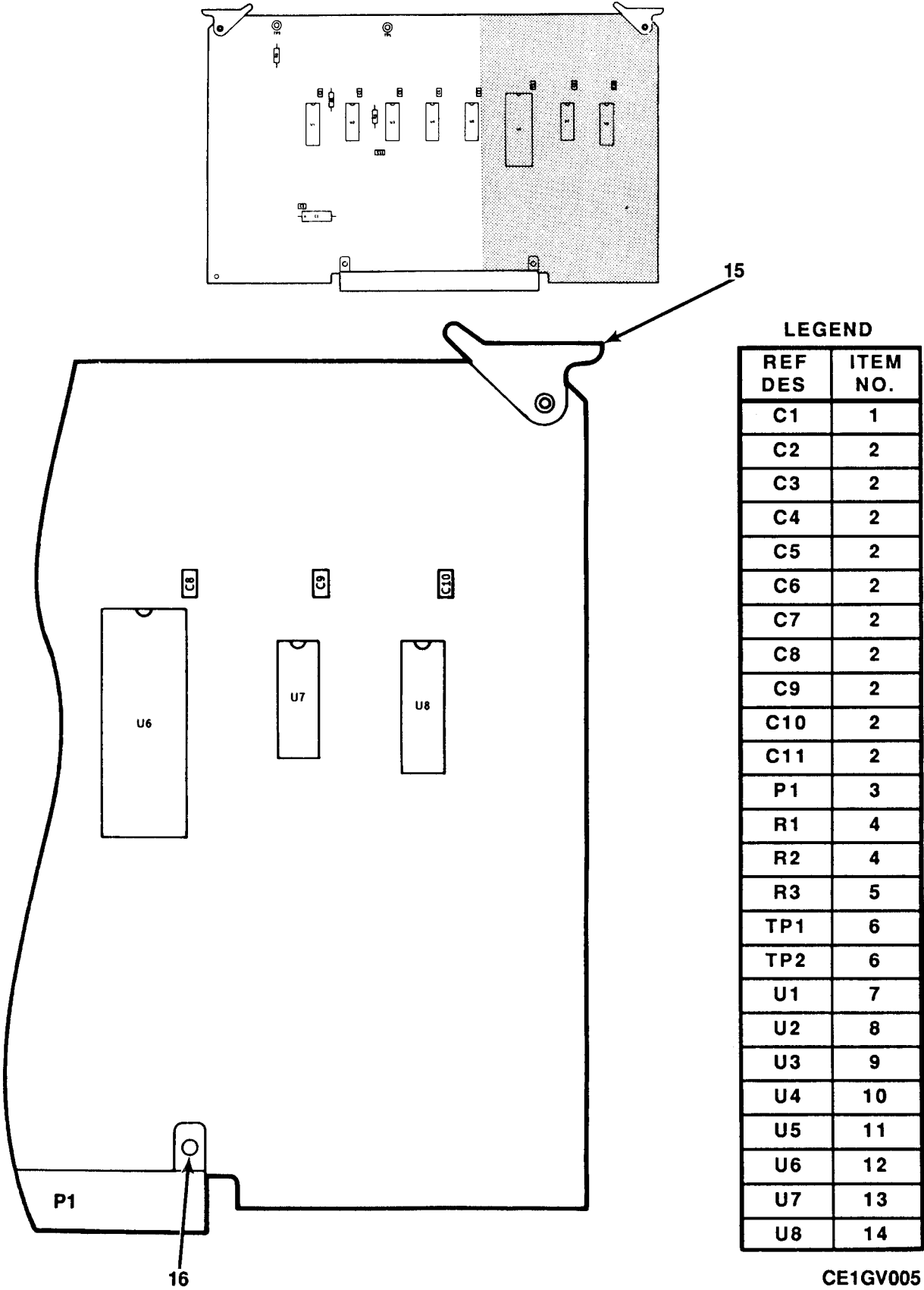
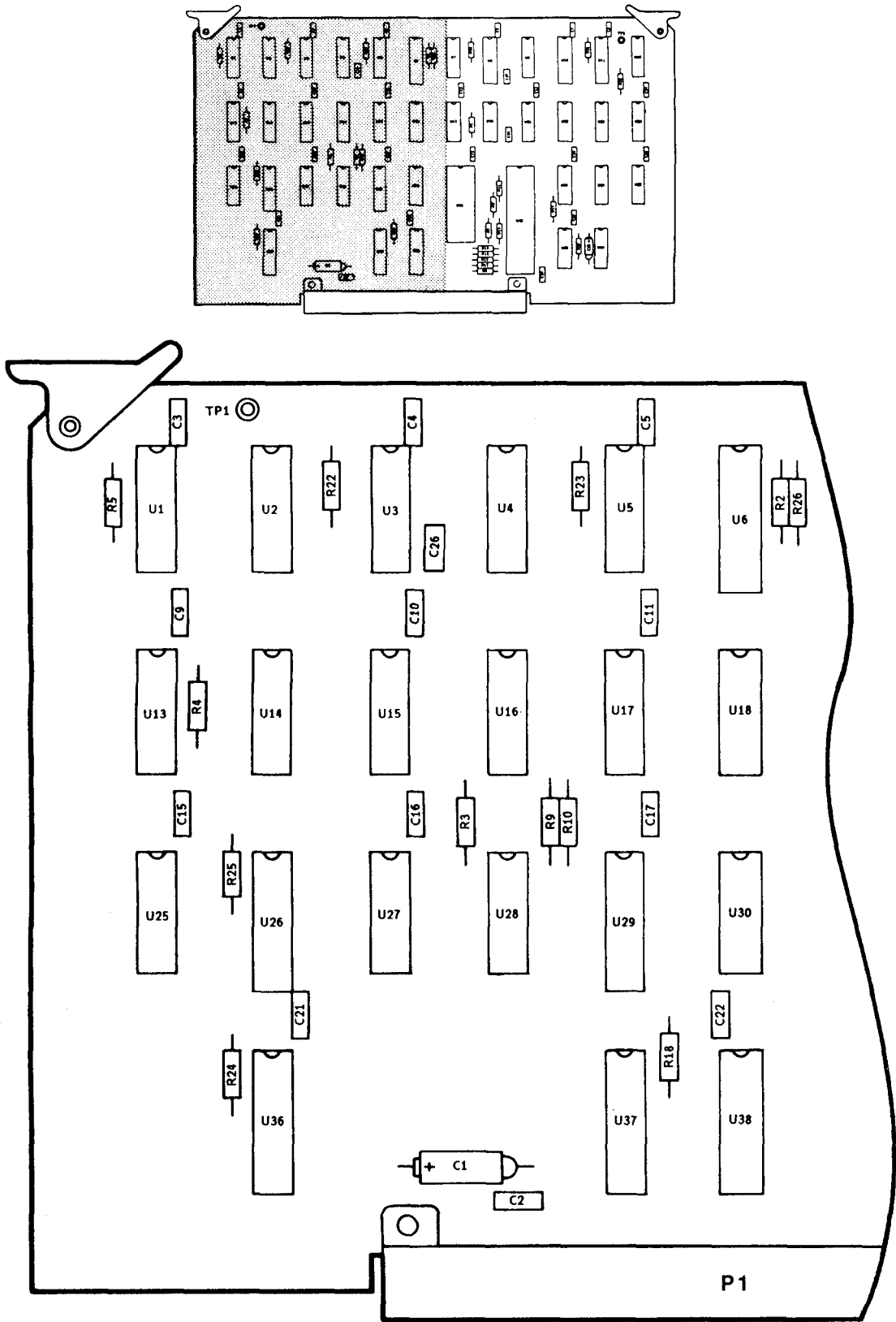


Figure 2. Circuit Card Assembly, Auxiliary Interface (3A1A2) (Sheet 2 of 2).

SECTION II

TM11-5815-612-40P-1

(1) ITEM NO	(2) SMR CODE	(3) FSCM	(4) PART NUMBER	(5) DESCRIPTION AND USABLE ON CODE (UOC)	(6) QTY
GROUP 02 CIRCUIT CARD ASSEMBLY, AUXILIARY INTERFACE (3A1A2)					
FIGURE 2					
1	PAHZZ	81349	M39003-01-2991	CAPACITOR, FIXED, ELE UOC: HDY	1
2	PAHZZ	81349	M39014/01-1593	CAPACITOR, FIXED, CER UOC: HDY	10
3	PAHZZ	09922	ML2B70P-21	CONNECTOR, RECEPTACL UOC: HDY	1
4	PAHZZ	81349	RLR07C1001GS	RESISTOR, FIXED, FILM UOC: HDY	2
5	PAHZZ	81349	RLR07C1000GS	RESISTOR, FIXED, FILM UOC: HDY	1
6	PAHZZ	81349	M55155/16-1	TERMINAL, STUD UOC: HDY	2
7	PAHZZ	81349	M38510-3090BEB	MICROCIRCUIT, DIGITA UOC: HDY	1
8	PAHZZ	81349	M38510/30102BCB	MICROCIRCUIT, DIGITA UOC: HDY	1
9	PAHZZ	81349	M38510/30003BCB	MICROCIRCUIT, DIGITA UOC: HDY	1
10	PAHZZ	81349	M38510/30302BCB	MICROCIRCUIT, DIGITA UOC: HDY	1
11	PAHZZ	81349	M38510/30501BCB	MICROCIRCUIT, DIGITA UOC: HDY	1
12	PAHZZ	34649	MD8251A/B	MICROCIRCUIT, DIGITA UOC: HDY	1
13	PAHZZ	81349	M38510-30001BCB	MICROCIRCUIT, DIGITA UOC: HDY	1
14	PAHZZ	81349	M38510-32203BEB	MICROCIRCUIT, DIGITA UOC: HDY	1
15	XBHZZ	80063	SM-C-915749	EXTRACTOR, CKT CD UOC: HDY	2
16	PAHZZ	96906	MS16535-8	RIVET, TUBULAR UOC: HDY	2
END OF FIGURE					



CE1GV006

Figure 3. Circuit Card Assembly, Communications (3A1A3) (Sheet 1 of 3).

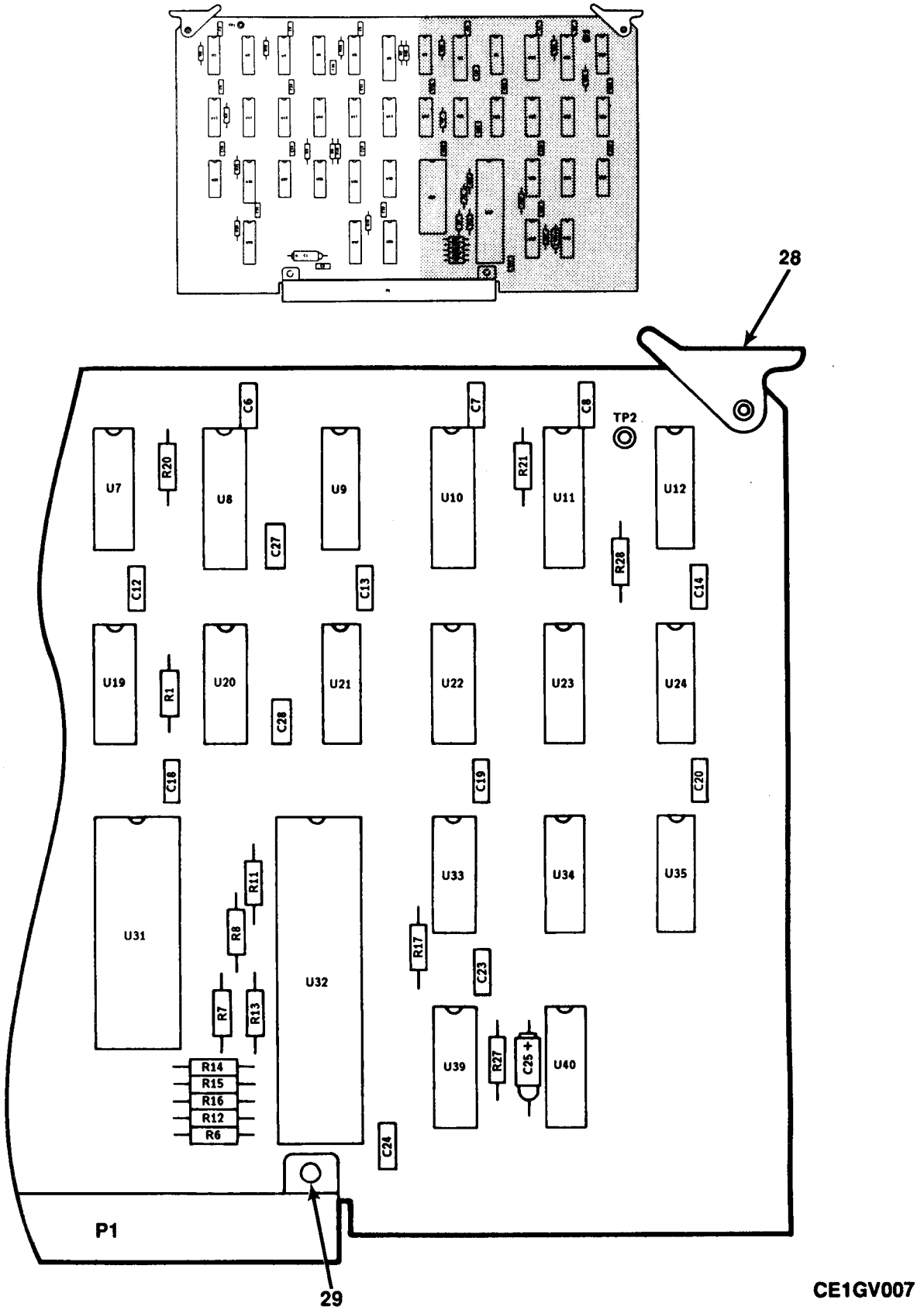


Figure 3. Circuit Card Assembly, Communications (3A1A3) (Sheet 2 of 3).

LEGEND

REF DES	ITEM NO.	REF DES	ITEM NO.	REF DES	ITEM NO.
C1	1	R7	6	U13	13
C2	2	R8	6	U14	18
C3	2	R9	6	U15	12
C4	2	R10	6	U16	19
C5	2	R11	6	U17	16
C6	2	R12	6	U18	10
C7	2	R13	6	U19	11
C8	2	R14	6	U20	11
C9	2	R15	6	U21	19
C10	2	R16	6	U22	11
C11	2	R17	7	U23	19
C12	2	R18	7	U24	20
C13	2	R20	7	U25	21
C14	2	R21	7	U26	17
C15	2	R22	7	U27	12
C16	2	R23	7	U28	18
C17	2	R24	7	U29	22
C18	2	R25	7	U30	17
C19	2	R26	6	U31	23
C20	2	R27	8	U32	24
C21	2	R28	7	U33	12
C22	2	TP1	9	U34	16
C23	2	TP2	9	U35	25
C24	2	U1	10	U36	17
C25	3	U2	11	U37	22
C26	4	U3	12	U38	17
C27	4	U4	13	U39	26
C28	4	U5	12	U40	27
P1	5	U6	14		
R1	6	U7	12		
R2	6	U8	15		
R3	6	U9	16		
R4	6	U10	17		
R5	6	U11	17		
R6	6	U12	16		

CE1GV008

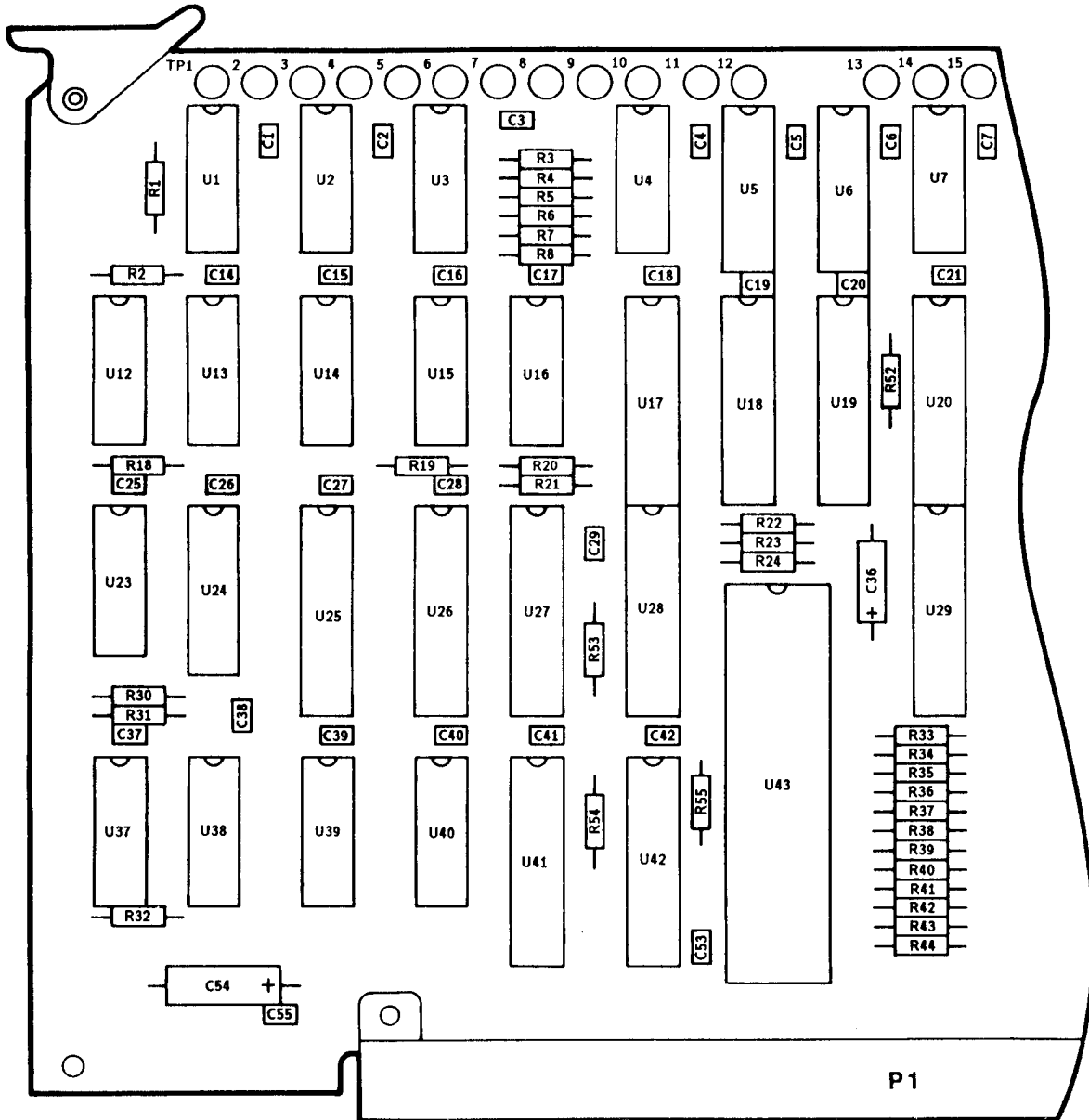
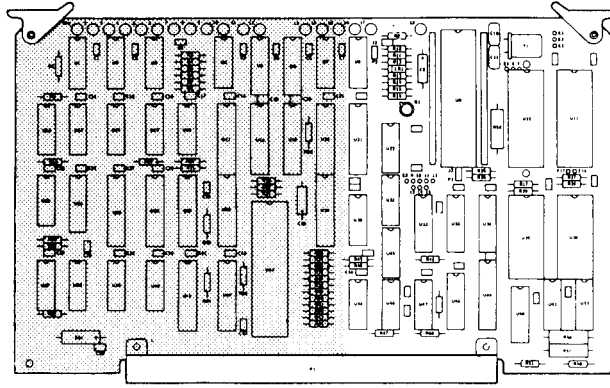
Figure 3. Circuit Card Assembly, Communications (3A1A3) (Sheet 3 of 3).

SECTION II

TM11-5815-612-40P-1

(1) ITEM NO	(2) SMR CODE	(3) FSCM	(4) PART NUMBER	(5) DESCRIPTION AND USABLE ON CODE (UOC)	(6) QTY
GROUP 03 CIRCUIT CARD ASSEMBLY, COMMUNICATIONS (3A1A3)					
FIGURE 3					
1	PAHZZ	81349	M39003/01-2991	CAPACITOR, FIXED, ELE	1
2	PAHZZ	81349	M39014-01-1593	CAPACITOR, FIXED, CER	23
3	PAHZZ	81349	M39003/01-3006	CAPACITOR, FIXED, ELE	1
4	PAHZZ	81349	M39014/01-1348	CAPACITOR, FIXED, CER	3
5	PAHZZ	09922	ML2B70P-21	CONNECTOR, RECEPTACL	1
6	PAHZZ	81349	RLR07C5101GR	RESISTOR, FIXED, FILM	17
7	PAHZZ	81349	RLR07C1001GS	RESISTOR, FIXED, FILM	9
8	PAHZZ	81349	RLR07C9102GS	RESISTOR, FIXED, FILM	1
9	PAHZZ	82423	43435	TERMINAL, STUD	2
10	PAHZZ	81349	M38510/30301BCB	MICROCIRCUIT, DIGITA	2
11	PAHZZ	81349	M38510/30001BCB	MICROCIRCUIT, DIGITA	4
12	PAHZZ	81349	M38510/30102BCB	MICROCIRCUIT, DIGITA	6
13	PAHZZ	81349	M38510/30502BCB	MICROCIRCUIT, DIGITA	2
14	PAHZZ	80063	SM-A-915707-2	MICROCIRCUIT, DIGITA	1
15	PAHZZ	81349	M38510/30902BEB	MICROCIRCUIT, DIGITA	1
16	PAHZZ	81349	M38510-30003BCB	MICROCIRCUIT, DIGITA	4
17	PAHZZ	81349	M38510/31504BEB	MICROCIRCUIT, DIGITA	6
18	PAHZZ	81349	M38510/30901BEB	MICROCIRCUIT, DIGITA	2
19	PAHZZ	81349	M38510/31004BCB	MICROCIRCUIT, DIGITA	3
20	PAHZZ	81349	M38510/30007BCB	MICROCIRCUIT, DIGITA	1
21	XBHZZ	81349	M38510/30108BCB	MICROCIRCUIT, DIGITA	1
22	XBHZZ	80063	SM-A-915715	MICROCIRCUIT, DIGITA	2
23	PAHZZ	34649	MD8251A/B	MICROCIRCUIT, DIGITA	1
24	PAHZZ	04713	6821/BQCJC	MICROCIRCUIT, DIGITA	1
25	XBHZZ	77068	3183847-1-3B1	MICROCUIT LINEAR	1
26	PAHZZ	80063	SM-A-915703	MICROCIRCUIT, DIGITA	1
27	PAHZZ	81349	M38510/30601BEB	MICROCIRCUIT, DIGITA	1
28	XBHZZ	80063	SM-C-915749	EXTRACTOR, CKT CD	2
29	PAHZZ	96906	MS16535-8	RIVET, TUBULAR	2

END OF FIGURE



CE1GV009

Figure 4. Circuit Card Assembly, Printer Control (3A1A4) (Sheet 1 of 3).

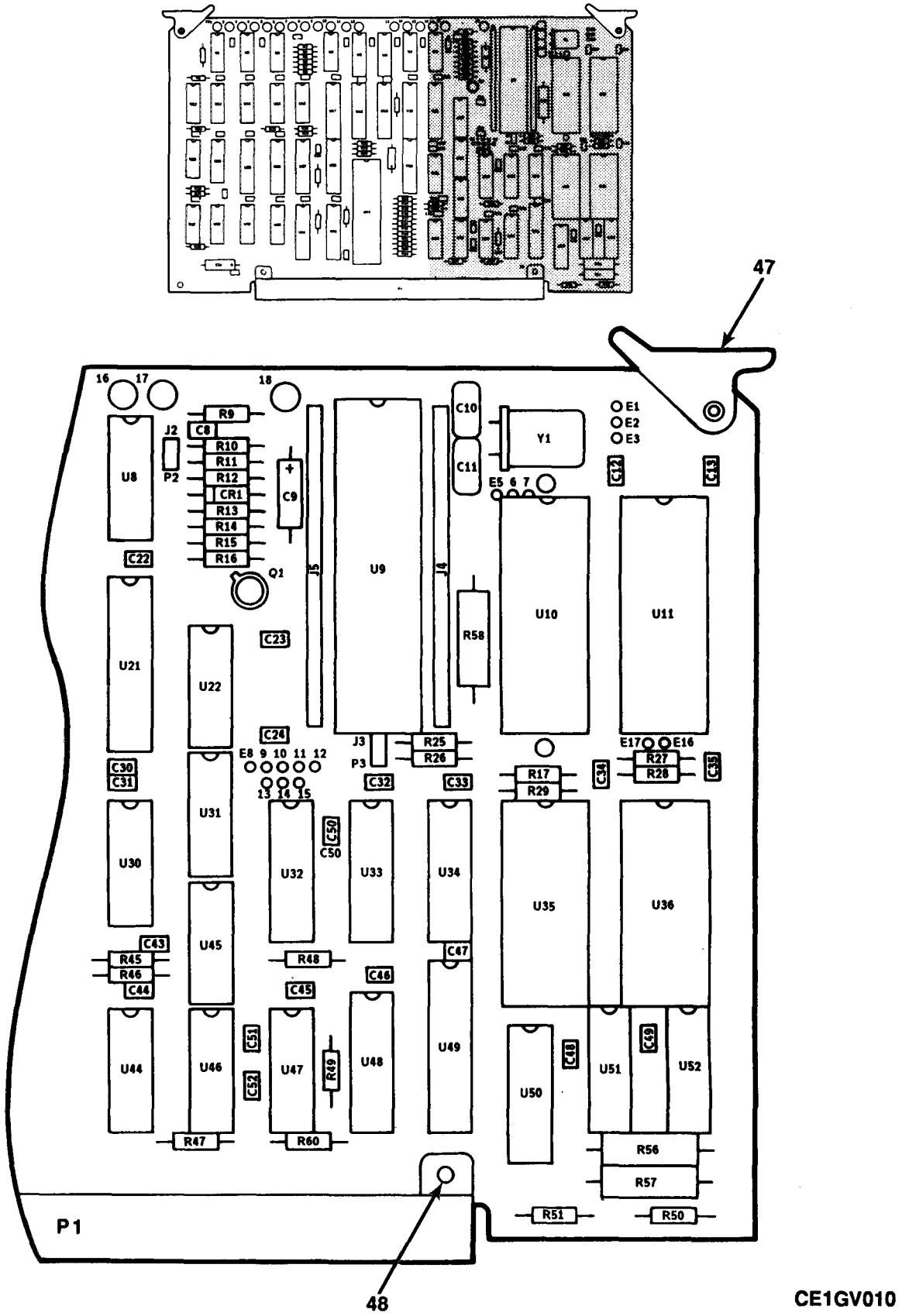


Figure 4. Circuit Card Assembly, Printer Control (3A1A4) (Sheet 2 of 3).

LEGEND

REF DES	ITEM NO.	REF DES	ITEM NO.	REF DES	ITEM NO.	REF DES	ITEM NO.	REF DES	ITEM NO.	REF DES	ITEM NO.
CR1	1	C35	2	R7	11	R42	13	TP18	21	U35	41
C1	2	C36	3	R8	12	R43	13	U1	22	U36	41
C2	2	C37	2	R9	13	R44	17	U2	23	U37	42
C3	2	C38	2	R10	14	R45	16	U3	24	U38	43
C4	2	C39	2	R11	13	R46	13	U4	23	U39	43
C5	2	C40	2	R12	13	R47	18	U5	25	U40	42
C6	2	C41	2	R13	15	R48	11	U6	25	U41	33
C7	2	C42	2	R14	13	R49	19	U7	23	U42	33
C8	2	C43	2	R15	13	R50	11	U8	23	U43	44
C9	3	C44	2	R16	16	R51	11	U9	26	U44	30
C10	4	C45	2	R17	11	R52	13	U10	27	U45	45
C11	4	C46	2	R18	11	R53	13	U11	28	U46	42
C12	2	C47	2	R19	11	R54	13	U12	29	U47	31
C13	2	C48	2	R20	13	R55	13	U13	30	U48	25
C14	2	C49	2	R21	11	R56	20	U14	29	U49	37
C15	2	C50	2	R22	14	R57	20	U15	31	U50	25
C16	2	C51	2	R23	13	R58	20	U16	23	U51	23
C17	2	C52	2	R24	13	R60	19	U17	32	U52	23
C18	2	C53	2	R25	13	TP1	21	U18	32	Y1	46
C19	2	C54	5	R26	13	TP2	21	U19	33		
C20	2	C55	2	R27	13	TP3	21	U20	33		
C21	2	J2	6	R28	13	TP4	21	U21	34		
C22	2	J3	6	R29	13	TP5	21	U22	35		
C23	2	J4	7	R30	11	TP6	21	U23	23		
C24	2	J5	7	R31	11	TP7	21	U24	36		
C25	2	P1	8	R32	11	TP8	21	U25	37		
C26	2	P2	9	R33	17	TP9	21	U26	37		
C27	2	P3	9	R34	17	TP10	21	U27	37		
C28	2	Q1	10	R35	17	TP11	21	U28	37		
C29	2	R1	11	R36	17	TP12	21	U29	33		
C30	2	R2	11	R37	17	TP13	21	U30	30		
C31	2	R3	12	R38	13	TP14	21	U31	38		
C32	2	R4	12	R39	13	TP15	21	U32	25		
C33	2	R5	12	R40	17	TP16	21	U33	39		
C34	2	R6	12	R41	17	TP17	21	U34	40		

CE1GV011

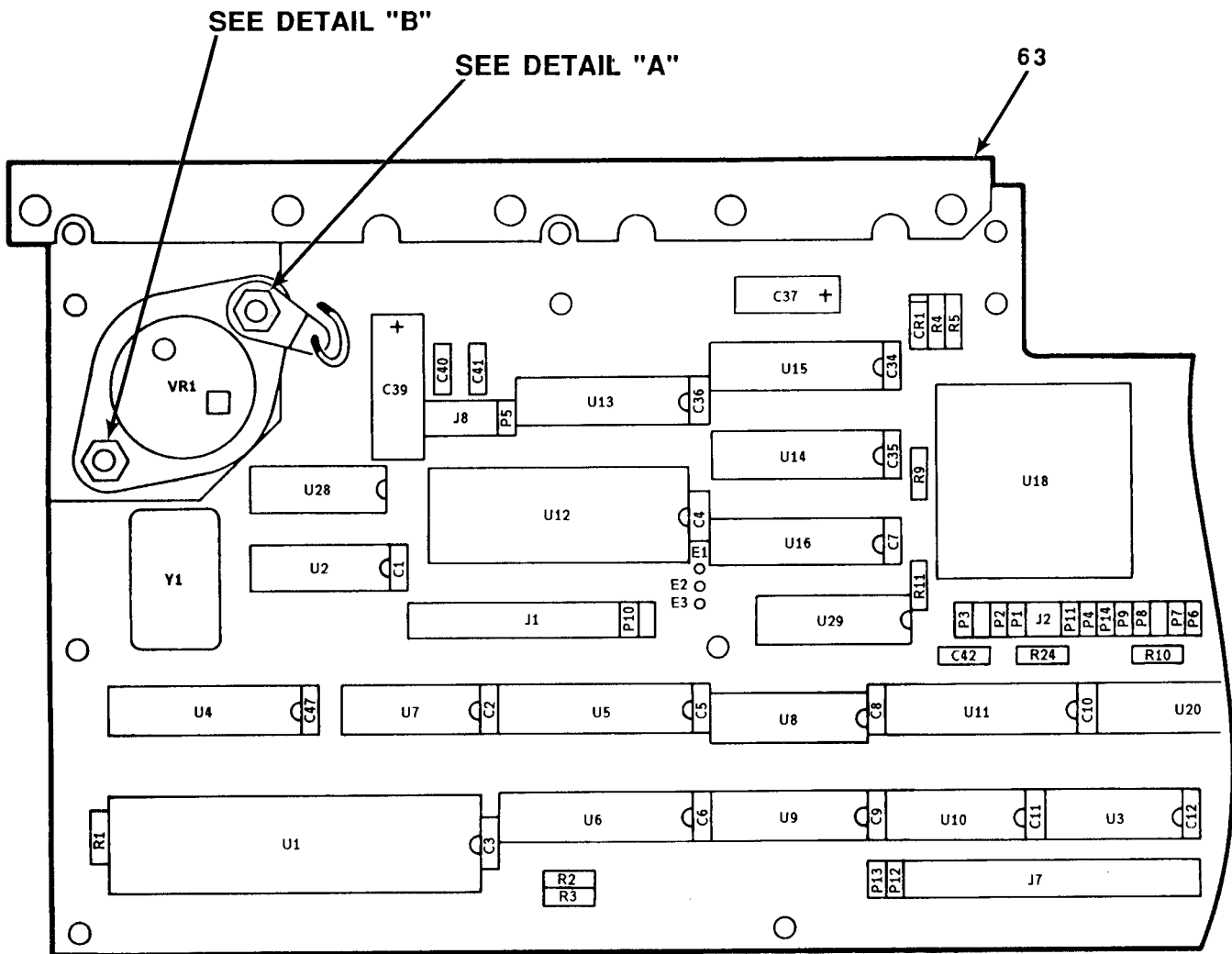
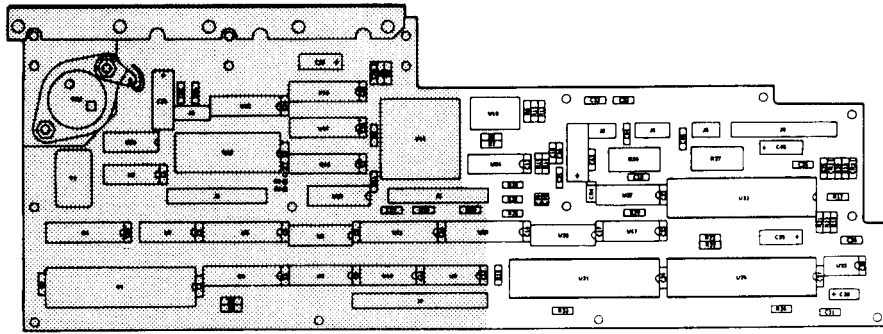
Figure 4. Circuit Card Assembly, Printer Control (3A1A4) (Sheet 3 of 3).

(1) ITEM NO	(2) SMR CODE	(3) FSCM	(4) PART NUMBER	(5) DESCRIPTION AND USABLE ON CODE (UOC)	(6) QTY
				GROUP 04 CIRCUIT CARD ASSEMBLY, PRINTER CONTROL (3A1A4)	
				FIGURE 4	
1	PAHZZ	81349	JAN1N914	SEMICONDUCTOR DEVIC	1
2	PAHZZ	81349	M39014/01-1593	CAPACITOR, FIXED, CER	50
3	PAHZZ	81349	M39003/01-3003	CAPACITOR, FIXED, ELE	2
4	PAHZZ	81349	CMR04E240JPYR	CAPACITOR, FIXED, MIC	2
5	PAHZZ	81349	M39003-01-2991	CAPACITOR, FIXED, ELE	1
6	PAHZZ	80063	A3042146-6	CONNECTOR, RECEPTICA	2
7	PAHZZ	52072	CA-520SLP-30T-SD	CONNECTOR, RECEPTICA	2
8	PAHZZ	09922	ML2B100P-21	CONNECTOR, RECEPTACL	1
9	PAHZZ	22526	76264-101	DUMMY CONNECTOR, PLU	2
10	PAHZZ	81349	JAN2N2222A	TRANSISTOR	1
11	PAHZZ	81349	RLR07C1001GS	RESISTOR, FIXED, FILM	13
12	PAHZZ	81349	RLR07C5600GS	RESISTOR, FIXED, FILM	5
13	PAHZZ	81349	RLR07C1002GS	RESISTOR, FIXED, FILM	22
14	PAHZZ	81349	RLR07C5112FS	RESISTOR, FIXED, FILM	2
15	PAHZZ	81349	RLR07C10R0GS	RESISTOR, FIXED, FILM	1
16	PAHZZ	81349	RLR07C5101GS	RESISTOR, FIXED, FILM	2
17	PAHZZ	81349	RLR07C2002GS	RESISTOR, FIXED, FILM	8
18	PAHZZ	81349	RLR07C51R0GS	RESISTOR, FIXED, FILM	1
19	PAHZZ	81349	RLR07C1000GS	RESISTOR, FIXED, FILM	2
20	PAHZZ	80063	A3041409	RESISTOR, FIXED, FILM	3
21	PAHZZ	81349	M55155/16-1	TERMINAL, STUD	18
22	PAHZZ	81349	M38510/33001BCB	MICROCIRCUIT, DIGITA	1
23	PAHZZ	81349	M38510/30102BCB	MICROCIRCUIT, DIGITA	8
24	PAHZZ	81349	M38510/33301BCB	MICROCIRCUIT, DIGITA	1
25	PAHZZ	81349	M38510/30701BEB	MICROCIRCUIT, DIGITA	5
26	PAHZZ	04713	6809BQCJC	MICROCIRCUIT, DIGITA	1
27	PAHZZ	80063	A3041387-4	MICROCIRCUIT, DIGITA	1
28	PAHZZ	80063	A3041372	MICROCIRCUIT, DIGITA	1
29	PAHZZ	81349	M38510/31004BCB	MICROCIRCUIT, DIGITA	2
30	PAHZZ	81349	M38510-30001BCB	MICROCIRCUIT, DIGITA	3
31	PAHZZ	81349	M38510/31302BCB	MICROCIRCUIT, DIGITA	2
32	PAHZZ	81349	M38510/32503BRB	MICROCIRCUIT, DIGITA	2
33	PAHZZ	80063	SM-A-915710	MICROCIRCUIT, DIGITA	5
34	PAHZZ	81349	M38510/32803BRB	MICROCIRCUIT, DIGITA	1
35	PAHZZ	81349	M38510/31003BCB	MICROCIRCUIT, DIGITA	1
36	PAHZZ	81349	M38510/30601BEB	MICROCIRCUIT, DIGITA	1
37	PAHZZ	81349	M38510/32501BRB	MICROCIRCUIT, DIGITA	5
38	PAHZZ	81349	M38510/30502BCB	MICROCIRCUIT, DIGITA	1
39	PAHZZ	81349	M38510/30903BEB	MICROCIRCUIT, DIGITA	1
40	PAHZZ	81349	M38510/36001BEB	MICROCIRCUIT, DIGITA	1
41	PAHZZ	34649	MD8254/B	MICROCIRCUIT, DIGITA	2
42	PAHZZ	81349	M38510/00801BCB	MICROCIRCUIT, DIGITA	3
43	PAHZZ	81349	M38510/30004BCB	MICROCIRCUIT, DIGITA	2
44	PAHZZ	04713	6821/BQCJC	MICROCIRCUIT, DIGITA	1
45	PAHZZ	81349	M38510/30003BCB	MICROCIRCUIT, DIGITA	1
46	PAHZZ	80063	A3041799	CRYSTAL UNIT, QUARTZ	1
47	XBHZZ	80063	SM-C-915749	EXTRACTOR, CKT CD	2

SECTION II

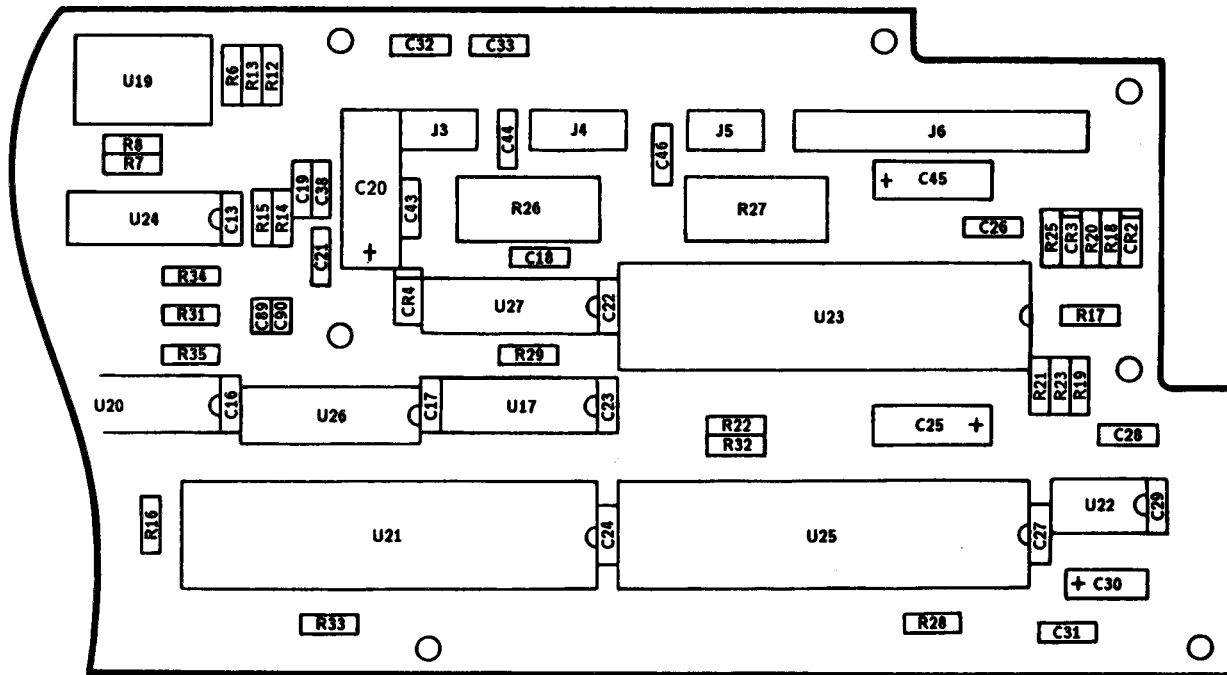
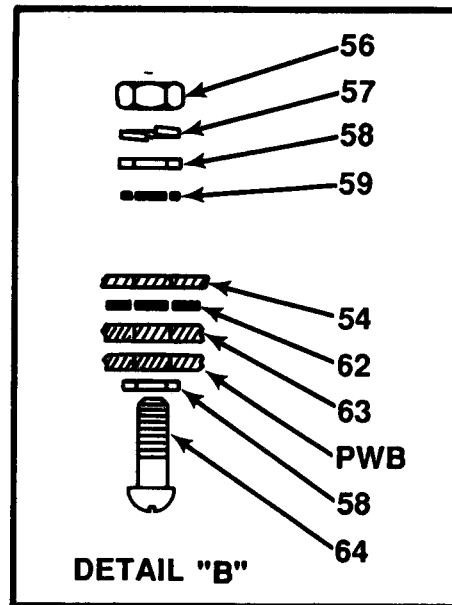
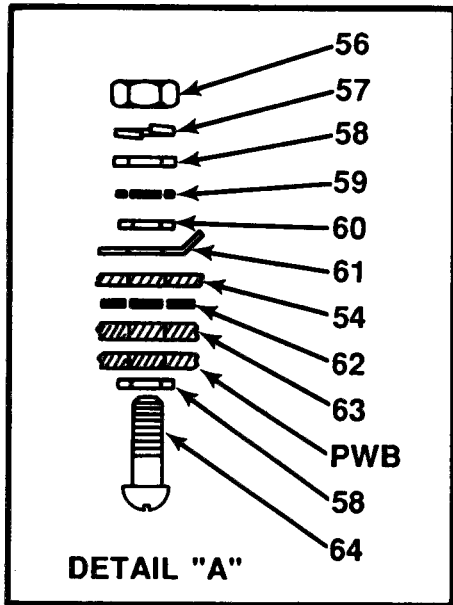
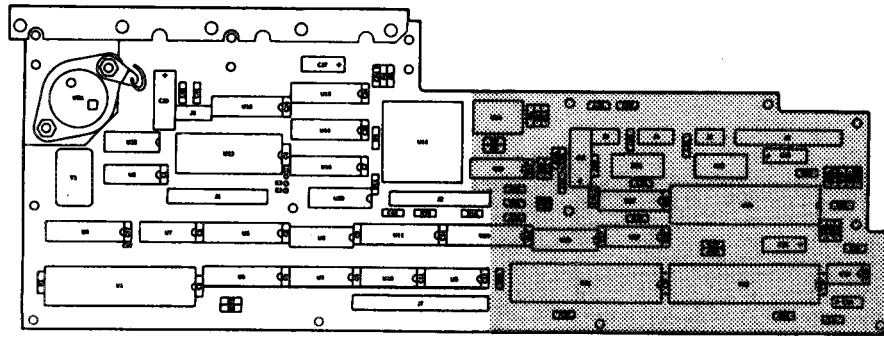
TM11-5815-612-40P-1

(1)	(2)	(3)	(4)	(5)	(6)
ITEM	SMR		PART		
NO	CODE	FSCM	NUMBER	DESCRIPTION AND USABLE ON CODE (UOC)	QTY
48	PAHZZ	96906	MS16535-8	RIVET, TUBULAR	2
				END OF FIGURE	



CE1GV012

Figure 5. Circuit Card Assembly, Auxiliary Memory / Relay Control (3A2A3) (Sheet 1 of 3).



CE1GV013

Figure 5. Circuit Card Assembly, Auxiliary Memory / Relay Control (3A2A3) (Sheet 2 of 3).

LEGEND

REF DES	ITEM NO.	REF DES	ITEM NO.	REF DES	ITEM NO.	REF DES	ITEM NO.
CR1	1	C34	4	P12	21	R34	24
CR2	1	C35	4	P13	21	R35	22
CR3	1	C36	4	P14	21	U1	33
CR4	2	C37	10	R1	22	U2	34
C1	3	C38	3	R2	23	U3	35
C2	3	C39	11	R3	23	U4	36
C3	3	C40	12	R4	24	U5	37
C4	3	C41	13	R5	25	U6	37
C5	3	C42	4	R6	25	U7	38
C6	3	C43	3	R7	25	U8	39
C7	4	C44	3	R8	25	U9	39
C8	3	C45	14	R9	23	U10	40
C9	3	C46	3	R10	23	U11	37
C10	3	C47	3	R11	23	U12	41
C11	3	C89	15	R12	24	U13	42
C12	3	C90	15	R13	24	U14	42
C13	3	J1	16	R14	24	U15	42
C16	3	J2	16	R15	24	U16	42
C17	3	J3	17	R16	26	U17	43
C18	5	J4	18	R17	24	U18	44
C19	3	J5	17	R18	24	U19	45
C20	6	J6	19	R19	22	U20	37
C21	3	J7	20	R20	27	U21	46
C22	3	J8	18	R21	26	U22	47
C23	3	P1	21	R22	22	U23	48
C24	3	P2	21	R23	28	U24	35
C25	7	P3	21	R24	29	U25	49
C26	3	P4	21	R25	22	U26	50
C27	3	P5	21	R26	30	U27	51
C28	8	P6	21	R27	30	U28	52
C29	3	P7	21	R28	25	U29	53
C30	9	P8	21	R29	31	VR1	54
C31	8	P9	21	R31	31	Y1	55
C32	3	P10	21	R32	25		
C33	3	P11	21	R33	32		

CE1GV014

Figure 5. Circuit Card Assembly, Auxiliary Memory / Relay Control (3A2A3) (Sheet 3 of 3).

SECTION II

TM11-5815-612-40P-1

(1) ITEM NO	(2) SMR CODE	(3) FSCM	(4) PART NUMBER	(5) DESCRIPTION AND USABLE ON CODE (UOC)	(6) QTY
				GROUP 05 CIRCUIT CARD ASSEMBLY, AUXILIARY MEMORY/RELAY CONTROL (3A2A3)	
				FIGURE 5	
1	PAHZZ	81349	JAN1N914	SEMICONDUCTOR DEVIC UOC:HDY	3
2	PAHZZ	81349	JAN1N5968	SEMICONDUCTOR DEVIC UOC:HDY	1
3	PAHZZ	81349	M39014/22-1094	CAPACITOR, FIXED, CER UOC:HDY	29
4	PAHZZ	81349	M39014/02-1358	CAPACITOR, FIXED, CER UOC:HDY	5
5	PAHZZ	81349	M39014/01-1357	CAPACITOR, FIXED, CER UOC:HDY	1
6	PAHZZ	81349	M39003/01-2983	CAPACITOR, FIXED, ELE UOC:HDY	1
7	PAHZZ	81349	M39003/01-3005	CAPACITOR, FIXED, ELE UOC:HDY	1
8	PAHZZ	81349	M39014/02-1338	CAPACITOR, FIXED, CER UOC:HDY	2
9	PAHZZ	81349	M39003/01-3003	CAPACITOR, FIXED, ELE UOC:HDY	1
10	PAHZZ	81349	M39003/01-3006	CAPACITOR, FIXED, ELE UOC:HDY	1
11	PAHZZ	81349	M39003/03-0384	CAPACITOR, FIXED, ELE UOC:HDY	1
12	PAHZZ	81349	M39014/02-1356	CAPACITOR, FIXED, CER UOC:HDY	1
13	PAHZZ	81349	M39014-01-1575	CAPACITOR, FIXED, CER UOC:HDY	1
14	PAHZZ	81349	M39003/01-2976	CAPACITOR, FIXED, ELE UOC:HDY	1
15	PAHZZ	81349	M39014/01-1335	CAPACITOR, FIXED, CER UOC:HDY	2
16	PAHZZ	80063	A3042146-4	CONNECTOR, RECEPACL UOC:HDY	2
17	PAHZZ	80063	A3042146-2	CONNECTOR, RECEPACL UOC:HDY	2
18	PAHZZ	80063	A3042146-3	CONNECTOR, RECEPACL UOC:HDY	2
19	PAHZZ	80063	A3042146-5	CONNECTOR, RECEPACL UOC:HDY	1
20	PAHZZ	80063	A3042146-7	CONNECTOR, RECEPACL UOC:HDY	1
21	PAHZZ	22526	76264-101	DUMMY CONNECTOR, PLU UOC:HDY	14
22	PAHZZ	81349	RLR07C5101GS	RESISTOR, FIXED, FILM UOC:HDY	5
23	PAHZZ	81349	RLR07C1000GS	RESISTOR, FIXED, FILM UOC:HDY	5

SECTION II

TM11-5815-612-40P-1

(1) ITEM NO	(2) SMR CODE	(3) FSCM	(4) PART NUMBER	(5) DESCRIPTION AND USABLE ON CODE (UOC)	(6) QTY
24	PAHZZ	81349	RLR07C1001GS	RESISTOR, FIXED, FILM UOC:HDY	8
25	PAHZZ	81349	RLR07C1002GS	RESISTOR, FIXED, FILM UOC:HDY	6
26	PAHZZ	81349	RLR07C5601GS	RESISTOR, FIXED, FILM UOC:HDY	2
27	PAHZZ	81349	RLR07C3901GS	RESISTOR, FIXED, FILM UOC:HDY	1
28	PAHZZ	81349	RLR07C3302GS	RESISTOR, FIXED, FILM UOC:HDY	1
29	PAHZZ	81349	RNR55C1212FP	RESISTOR, FIXED, FILM UOC:HDY	1
30	PAHZZ	81349	RWR80S12R0DP	RESISTOR, FIXED, WIRE UOC:HDY	2
31	PAHZZ	80063	A3041409	RESISTOR, FIXED, FILM UOC:HDY	2
32	PAHZZ	81349	RLR07C2700GS	RESISTOR, FIXED, FILM UOC:HDY	1
33	PAHZZ	04713	6809BQCJC	MICROCIRCUIT, DIGITA UOC:HDY	1
34	PAHZZ	81349	M38510/32301BCB	MICROCIRCUIT, DIGITA UOC:HDY	1
35	PAHZZ	81349	M38510/30102BCB	MICROCIRCUIT, DIGITA UOC:HDY	2
36	PAHZZ	81349	M38510/32803BRB	MICROCIRCUIT, DIGITA UOC:HDY	1
37	PAHZZ	80063	SM-A-915710	MICROCIRCUIT, DIGITA UOC:HDY	4
38	PAHZZ	81349	M38510/30009BCB	MICROCIRCUIT, DIGITA UOC:HDY	1
39	PAHZZ	81349	M38510/30906BEB	MICROCIRCUIT, DIGITA UOC:HDY	2
40	PAHZZ	01295	SNJ54LS393J	MICROCIRCUIT, DIGITA UOC:HDY	1
41	PAHZZ	80063	A3041387-1	MICROCIRCUIT, DIGITA UOC:HDY	1
42	PAHZZ	80063	A3042205	MICROCIRCUIT, DIGITA UOC:HDY	4
43	PAHZZ	81349	M38510/30003BCB	MICROCIRCUIT, DIGITA UOC:HDY	1
44	PAHZZ	80063	A3042204	MICROCIRCUIT, DIGITA UOC:HDY	1
45	PAHZZ	80063	A3042124	MICROCIRCUIT, DIGITA UOC:HDY	1
46	PAHZZ	80063	A3042117	MICROCIRCUIT, DIGITA UOC:HDY	1
47	PAHZZ	01295	SNJ55463JG	MICROCIRCUIT, DIGITA UOC:HDY	1
48	PAHZZ	34649	D7220-5	MICROCIRCUIT, DGTL UOC:HDY	1
49	PAHZZ	80063	A3042120	MICROCIRCUIT, DIGITA UOC:HDY	1

SECTION II

TM11-5815-612-40P-1

(1) ITEM NO	(2) SMR CODE	(3) FSCM	(4) PART NUMBER	(5) DESCRIPTION AND USABLE ON CODE (UOC)	(6) QTY
50	PAHZZ	80063	SM-A-915732	MICROCIRCUIT,DIGITA UOC:HDY	1
51	PAHZZ	14933	7802001EB	MICROCIRCUIT,LINEAR UOC:HDY	1
52	PAHZZ	81349	M38510/30501BCB	MICROCIRCUIT,DIGITA UOC:HDY	1
53	PAHZZ	81349	M8340102K1000FA	RESISTOR NETWORK UOC:HDY	1
54	PAHZZ	81349	M38510/10707BYC	MICROCIRCUIT,LINEAR UOC:HDY	1
55	PAHZZ	80063	A3042119	OSCILLATOR,CRYSTAL UOC:HDY	1
56	PAHZZ	96906	MS35649-244	NUT,PLAIN,HEXAGON UOC:HDY	2
57	PAHZZ	96906	MS35338-135	WASHER,LOCK UOC:HDY	2
58	PAHZZ	80205	NAS620C4L	WASHER,FLAT UOC:HDY	4
59	PAHZZ	80063	A3041766	INSULATOR,SCREW UOC:HDY	2
60	PAHZZ	81349	REW620C6L	WASHER,FLAT UOC:HDY	1
61	PAHZZ	96906	MS77068-2	TERMINAL,LUG UOC:HDY	1
62	PAHZZ	80063	A3042133	GASKET UOC:HDY	1
63	XBHZZ	80063	A3042206	HEATSINK UOC:HDY	1
64	PAHZZ	96906	MS51957-17	SCREW,MACHINE UOC:HDY	2

END OF FIGURE

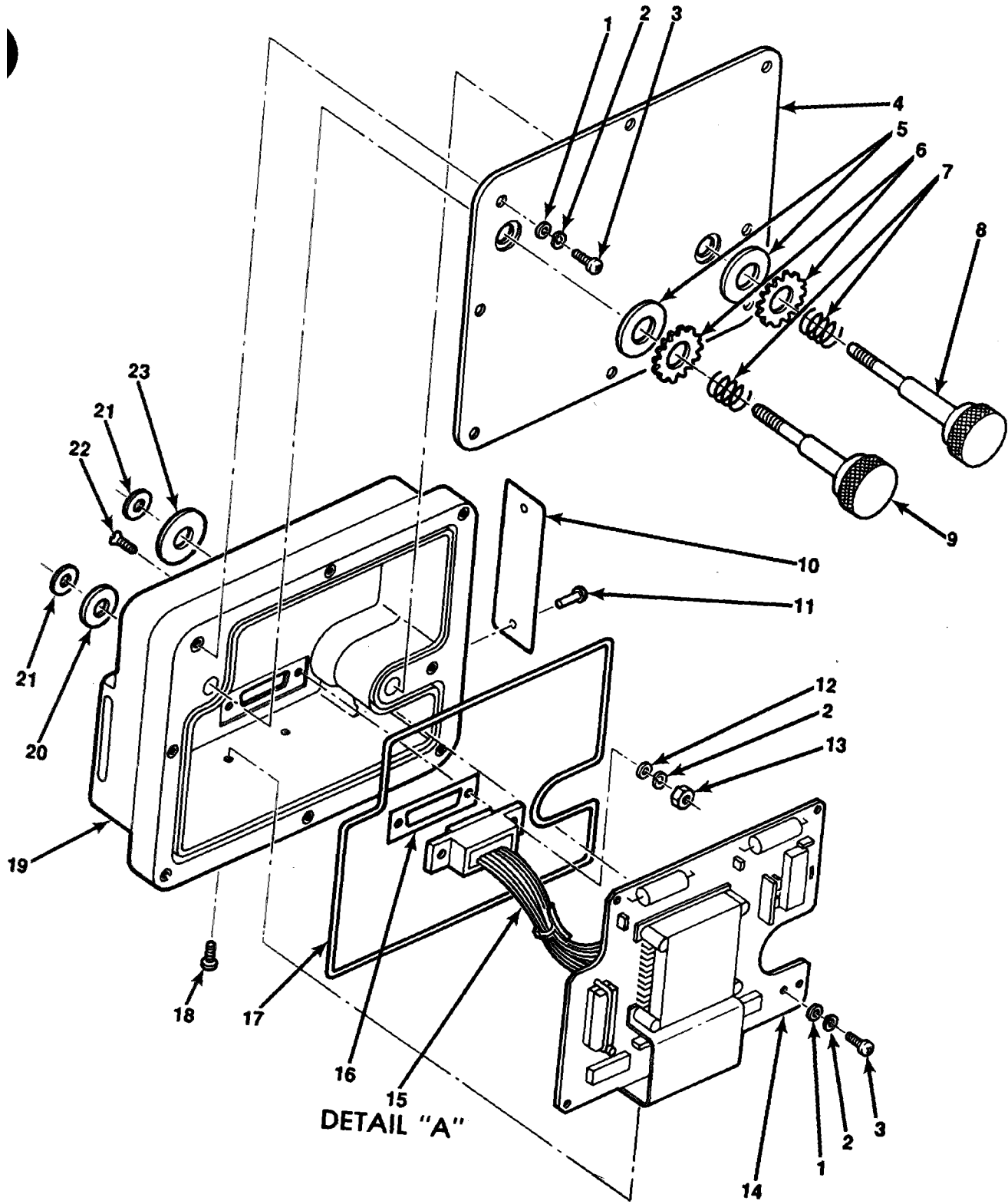
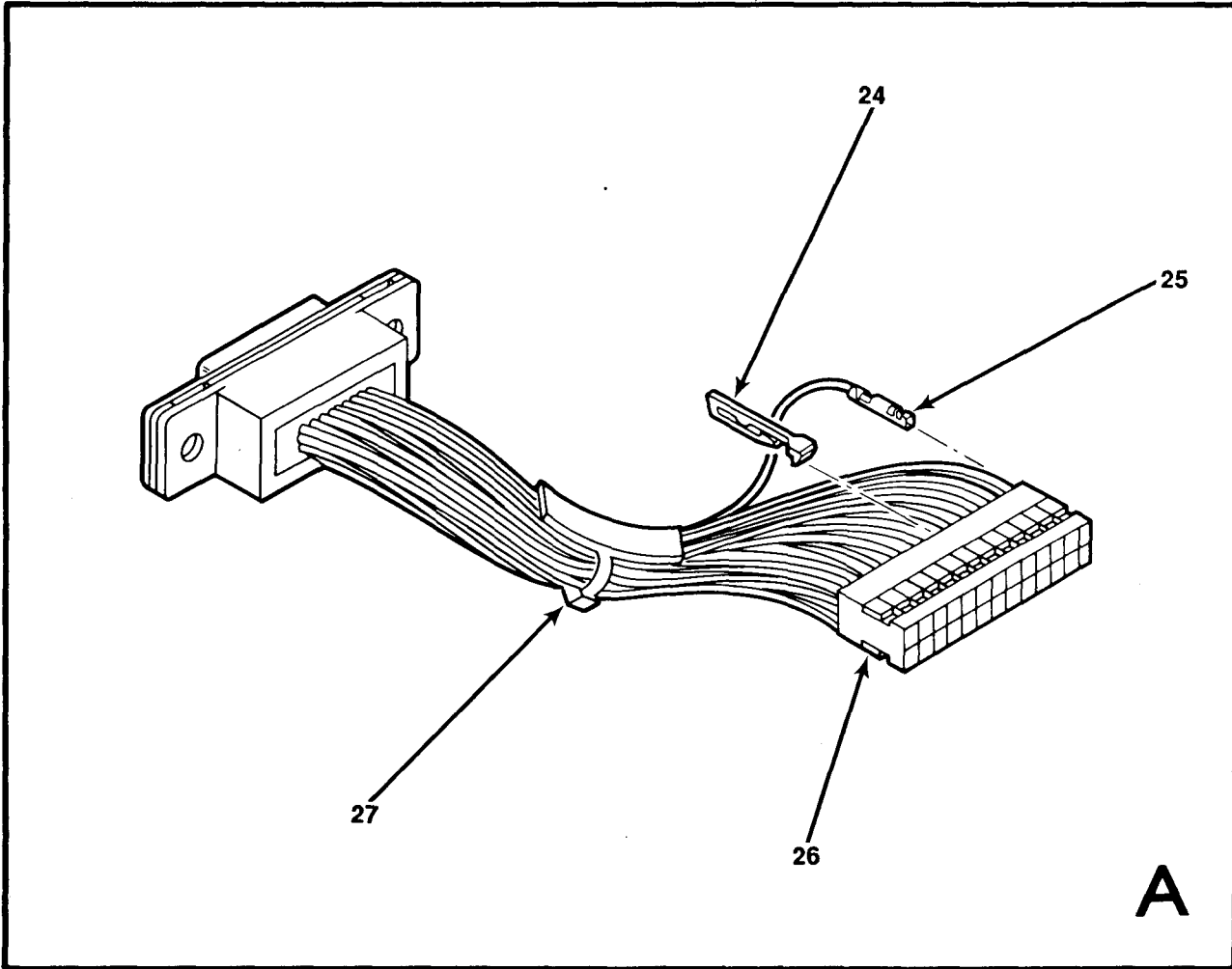


Figure 6. Memory Module, Auxiliary (3A3) (Sheet 1 of 2).



CE1GV016

Figure 6. Memory Module, Auxiliary (3A3) (Sheet 2 of 2).

SECTION II

TM11-5815-612-40P-1

(1) ITEM NO	(2) SMR CODE	(3) FSCM	(4) PART NUMBER	(5) DESCRIPTION AND USABLE ON CODE (UOC)	(6) QTY
				GROUP 06 MEMORY MODULE, AUXILIARY (3A3)	
				FIGURE 6	
1	PAHZZ	96906	MS15795-803	WASHER, FLAT UOC:HDY	12
2	PAHZZ	96906	MS35338-135	WASHER, LOCK UOC:HDY	14
3	PAHZZ	96906	MS51957-15	SCREW, MACHINE UOC:HDY	12
4	XBHZZ	80063	A3042145	COVER PANEL, AMM UOC:HDY	1
5	PAHZZ	88044	AN960C516L	WASHER, FLAT UOC:HDY	2
6	PAHZZ	96906	MS35335-62	WASHER, LOCK UOC:HDY	2
7	PAHZZ	96906	MS24585C142	SPRING, HELICAL, COMP UOC:HDY	2
8	PAHZZ	80063	A3042144	SCREW, CAPTIVE-INTER UOC:HDY	1
9	PAHZZ	80063	A3042140	SCREW, CAPTIVE UOC:HDY	1
10	MDHZZ	80063	A3042174	PLATE, IDENT FOR INSTRUCTIONS SEE SB11-631 UOC:HDY	1
11	XBHZZ	80063	SM-B-766929	SCREW-DRIVE UOC:HDY	2
12	PAHZZ	80205	NAS620C4	WASHER, FLAT UOC:HDY	2
13	PAHZZ	80205	NAS671C4	NUT, PLAIN, HEXAGON UOC:HDY	2
14	PAHLL	80063	A3042101	CIRCUIT CARD ASSEMB FOR BREAKDOWN SEE FIGURE 7 UOC:HDY	1
15	XBHHH	80063	A3042157	WIRING HARNESS, AMM FOR BREAKDOWN SEE FIGURE 6 SHEET 2 UOC:HDY	1
16	PAHZZ	18565	19-11-B384-1285	GASKET, SHIELDING UOC:HDY	1
17	PAHZZ	80063	A3042235	O-RING, AMM SEAL UOC:HDY	1
18	PAHZZ	96906	MS3212-5	SCREW, MACHINE UOC:HDY	2
19	XBHZZ	80063	A3042126	CHASSIS, AMM UOC:HDY	1
20	PAHZZ	80205	NAS620C416	WASHER, FLAT UOC:HDY	1
21	PAHZZ	72794	GP4	GROMMET, NONMETALLIC UOC:HDY	2
22	PAHZZ	97539	SFS-0440-AA-08	SCREW, MACHINE, SLFSE UOC:HDY	2

SECTION II

TM11-5815-612-40P-1

(1) ITEM NO	(2) SMR CODE	(3) FSCM	(4) PART NUMBER	(5) DESCRIPTION AND USABLE ON CODE (UOC)	(6) QTY
23	PAHZZ	96906	MS15795-810	WASHER, FLAT UOC:HDY	1
24	PAHZZ	80063	A3042152	CATCH, CLAMPING UOC:HDY	1
25	PAHZZ	22526	47439-000 REELED	CONTACT, ELECTRICAL UOC:HDY	24
26	PAHZZ	80063	A3042142-1	CONNECTOR BODY, PLUG UOC:HDY	1
27	XBHZZ	80063	A3042199-1	STRAP, TIEDOWN, IDENT UOC:HDY	1

END OF FIGURE

LEGEND

REF DES	ITEM NO.	REF DES	ITEM NO.	REF DES	ITEM NO.	REF DES	ITEM NO.
C1	1	C9	2	C19	1	U1	11
C2	2	C10	2	J1	5	U2	12
C3	1	C11	2	Q1	6	U3	11
C4	2	C12	2	R3	7	U4	13
C5	3	C13	1	R4	7	U5	14
C6	3	C15	4	R7	8	U6	15
C7	2	C16	4	R9	9	U7	16
C8	1	C17	1	R11	10		

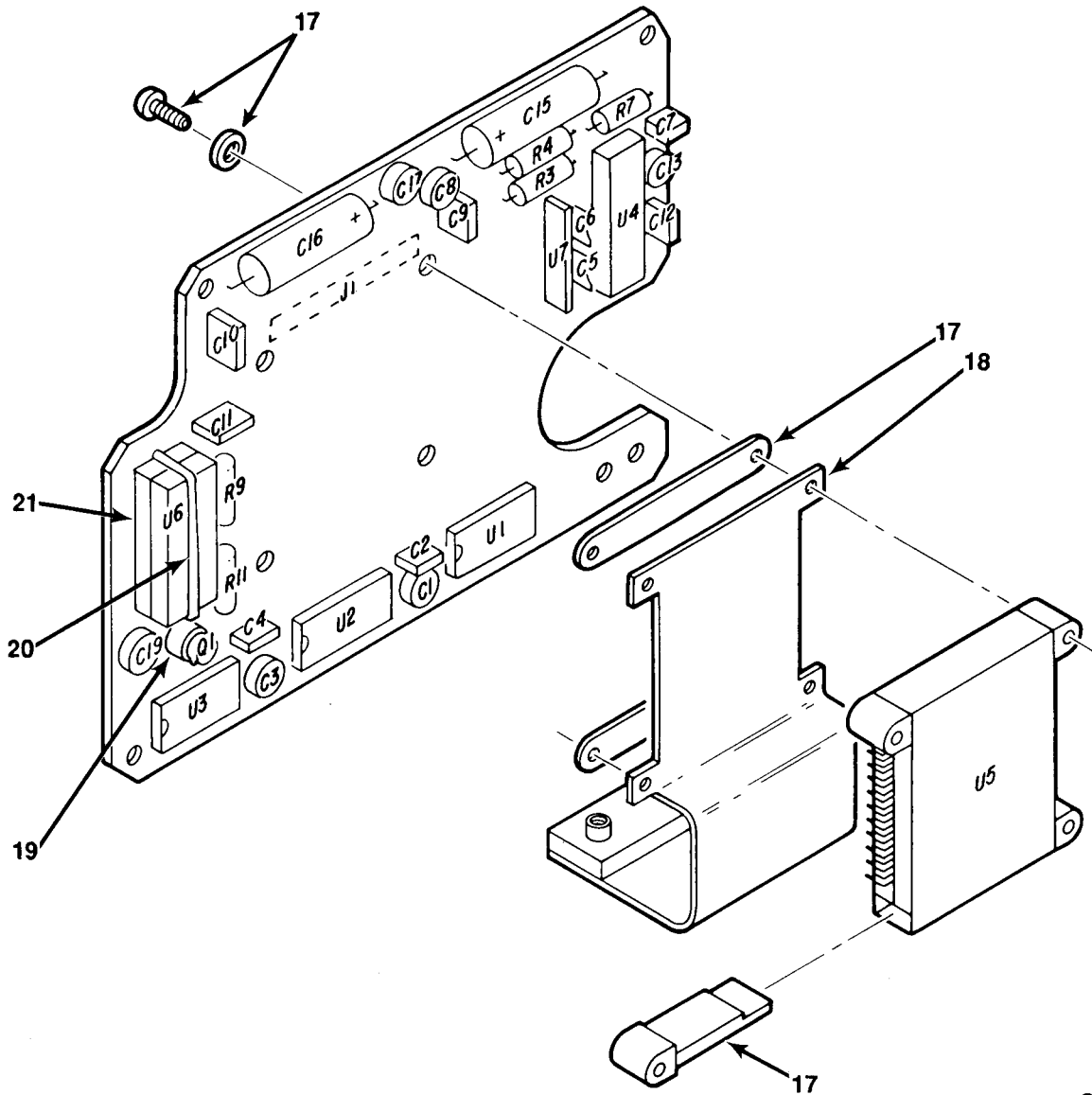


Figure 7. Circuit Card Assembly, Auxiliary Memory Module (3A3A1).

CE1GV017

SECTION II

TM11-5815-612-40P-1

(1) ITEM NO	(2) SMR CODE	(3) FSCM	(4) PART NUMBER	(5) DESCRIPTION AND USABLE ON CODE (UOC)	(6) QTY
				GROUP 0601 CIRCUIT CARD ASSEMBLY, AUXILIARY MEMORY MODULE (3A3A1)	
				FIGURE 7	
1	PAHZZ	81349	CX02J156K	CAPACITOR, FIXED, ELE UOC:HDY	6
2	PAHZZ	81349	M39014/22-1094	CAPACITOR, FIXED, CER UOC:HDY	7
3	PAHZZ	81349	CMR03F121J0AP	CAPACITOR, FIXED, CER UOC:HDY	2
4	PAHZZ	81349	M39003/01-3015	CAPACITOR, FIXED, ELE UOC:HDY	2
5	PAHZZ	22526	68020-126	CONNECTOR, RECEPTACL UOC:HDY	1
6	PAHZZ	80063	A3042115	SEMICONDUCTOR DEVIC UOC:HDY	1
7	PAHZZ	81349	RCR07G5R1JS	RESISTOR, FIXED, COMP UOC:HDY	2
8	PAHZZ	81349	RLR07C10R0GS	RESISTOR, FIXED, FILM UOC:HDY	1
9	PAHZZ	81349	RLR07C3481GP	RESISTOR, FIXED, FILM UOC:HDY	1
10	PAHZZ	81349	RLR07C47R0GS	RESISTOR, FIXED, FILM UOC:HDY	1
11	PAHZZ	80063	A3042113	MICROCIRCUIT, LINEAR UOC:HDY	2
12	PAHZZ	80063	A3042112	MICROCIRCUIT, LINEAR UOC:HDY	1
13	PAHZZ	80063	A3042111	MICROCIRCUIT, LINEAR UOC:HDY	1
14	PAHZZ	80063	A3042114	MICROCIRCUIT, LINEAR UOC:HDY	1
15	PAHZZ	80063	A3042110	MICROCIRCUIT, LINEAR UOC:HDY	1
16	PAHZZ	81349	M8340105K1001GG	RESISTOR NETWORK, FI UOC:HDY	1
17	XBHZZ	80063	A3042128	HARDWARE KIT UOC:HDY	1
18	XBHZZ	80063	A3042130	HEAT SINK ASSY UOC:HDY	1
19	PAHZZ	81349	M38527/03-001D	MOUNTING PAD, ELECTR UOC:HDY	1
20	XBHZZ	80063	A3042129	STRAP, TIEDOWN UOC:HDY	1
21	PAHZZ	81349	M83734/6-013	SOCKET, PLUG-IN ELEC UOC:HDY	1

END OF FIGURE

CROSS-REFERENCE INDEXES

NATIONAL STOCK NUMBER INDEX

STOCK NUMBER	FIG.	ITEM	STOCK NUMBER	FIG.	ITEM
5305-00-006-9408	6	18	5961-00-951-8757	4	10
5910-00-007-2002	4	3	5310-00-952-0309	6	20
	5	9	5360-00-957-5042	6	7
5910-00-007-3973	5	14	5962-01-026-2493	3	20
5910-00-007-3974	1	3	5962-01-026-6055	5	38
	2	1	5962-01-027-6863	1	23
	3	1		2	9
	4	5		3	16
5910-00-007-7471	5	6		4	45
5910-00-010-8666	5	5		5	43
5910-00-010-8717	2	2	5962-01-030-6352	1	22
	3	2	5962-01-031-1918	1	40
	4	2		2	11
5910-00-010-8718	5	8		5	52
5310-00-054-0041	5	60	5962-01-031-7030	1	29
5305-00-054-5649	6	3		2	13
5305-00-054-5651	5	64		3	11
5310-00-057-0573	6	12		4	30
5320-00-080-4402	1	56	5962-01-034-9830	1	21
	2	16		4	35
	3	29	5962-01-034-9832	3	19
	4	48		4	29
5905-00-104-8366	7	7	5962-01-035-7478	1	39
5910-00-113-5284	5	4		2	10
5910-00-113-5286	5	12	5962-01-039-6395	1	18
5910-00-113-5470	5	15		3	10
5910-00-113-5475	3	3	5962-01-041-3214	3	13
	5	10		4	38
5910-00-113-5689	7	4	5962-01-042-0369	4	43
5910-00-124-0659	5	13	5962-01-043-3940	1	44
5910-00-156-5999	3	4	5962-01-050-0918	1	41
5310-00-167-0814	6	5		4	25
5310-00-184-9562	6	6	5962-01-050-0919	3	15
5310-00-208-3786	6	13	5962-01-050-0920	3	18
5962-00-361-8732	4	42	5962-01-050-0921	1	42
5962-00-378-0216	1	30		2	7
5325-00-400-0117	6	21		4	39
5905-00-438-0506	3	6	5905-01-053-5786	4	12
5910-00-481-0470	5	7	5905-01-053-5788	7	10
5310-00-582-5677	6	23	5999-01-054-6449	7	19
5310-00-595-6211	6	1	5962-01-057-3455	1	28
5310-00-723-9676	5	58	5962-01-057-7054	3	27
5940-00-827-2653	5	61		4	36
5961-00-842-9864	1	1	5962-01-058-1539	1	20
	4	1		2	8
	5	1		3	12
5310-00-933-8118	5	57		4	23
	6	2		5	35
5310-00-934-9748	5	56	5962-01-061-6583	4	31
5961-00-951-8757	1	7	5962-01-065-7026	1	19

CROSS-REFERENCE INDEXES

NATIONAL STOCK NUMBER INDEX

STOCK NUMBER	FIG.	ITEM	STOCK NUMBER	FIG.	ITEM
5962-01-065-7026	3	17	5962-01-151-4506	1	43
5962-01-069-0419	1	46		3	24
	5	34		4	44
5962-01-069-2610	5	39	5905-01-153-7443	4	16
5910-01-072-1376	5	11		5	22
5962-01-074-8876	2	14	5905-01-154-7399	1	16
5962-01-084-5554	5	54	5962-01-163-9168	4	24
5962-01-084-6427	3	26	5905-01-165-8592	3	8
5962-01-085-0603	1	34	5962-01-168-5239	1	26
5905-01-085-1164	1	8	5935-01-168-5938	4	9
	2	4		5	21
	3	7	5910-01-171-8693	1	2
	4	11		5	3
	5	24		7	2
5905-01-086-6325	1	15	5962-01-173-7737	4	22
5999-01-086-6659	1	55	5962-01-175-9521	4	26
5962-01-087-8535	5	50		5	33
5962-01-101-3751	4	40	5905-01-177-2017	4	14
5962-01-102-0627	4	37	5962-01-179-8651	1	36
5962-01-102-3114	1	49		4	41
	4	32	5940-01-180-0059	3	9
5962-01-102-7613	1	25	5962-01-181-0263	3	14
5935-01-104-4891	7	21	5935-01-181-3006	1	6
5962-01-107-5395	5	51	5935-01-181-3007	2	3
5962-01-110-2679	1	32		3	5
	4	34	5935-01-181-3008	4	8
	5	36	5962-01-184-1406	1	27
5905-01-110-3091	1	12		4	33
5962-01-119-7549	5	47		5	37
5962-01-125-3105	1	33	5999-01-198-7068	1	57
	5	40	5962-01-232-2104	5	48
5910-01-126-2076	7	1	5905-01-245-5388	1	52
5905-01-137-0108	5	32	5999-01-247-5742	6	14
5962-01-138-9827	1	45	5962-01-250-1657	2	12
5905-01-139-5314	1	9		3	23
	4	13			
	5	25			
5905-01-139-5317	5	27			
5905-01-142-2888	4	15			
	7	8			
5905-01-143-4724	5	28			
5905-01-145-4541	4	18			
5905-01-147-2331	2	5			
	4	19			
	5	23			
5905-01-149-1143	5	26			
5905-01-150-3472	7	16			
5905-01-150-5514	1	13			
5905-01-151-1186	1	14			
5905-01-151-1189	4	17			

CROSS-REFERENCE INDEXES

FSCM	PART NUMBER	PART NUMBER INDEX STOCK NUMBER	FIG.	ITEM
88044	AN960C516L	5310-00-167-0814	6	5
80063	A3041372		4	28
80063	A3041379-1		1	37
80063	A3041379-2		1	38
80063	A3041379-3		1	47
80063	A3041387-1		5	41
80063	A3041387-2		1	48
80063	A3041387-3		1	31
80063	A3041387-4		4	27
80063	A3041409		4	20
			5	31
80063	A3041729		1	51
80063	A3041766		5	59
80063	A3041799		4	46
80063	A3042101	5999-01-247-5742	6	14
80063	A3042110		7	15
80063	A3042111		7	13
80063	A3042112		7	12
80063	A3042113		7	11
80063	A3042114		7	14
80063	A3042115		7	6
80063	A3042117		5	46
80063	A3042119		5	55
80063	A3042120		5	49
80063	A3042124		5	45
80063	A3042126		6	19
80063	A3042128		7	17
80063	A3042129		7	20
80063	A3042130		7	18
80063	A3042133		5	62
80063	A3042140		6	9
80063	A3042142-1		6	26
80063	A3042144		6	8
80063	A3042145		6	4
80063	A3042146-2		5	17
80063	A3042146-3		5	18
80063	A3042146-4		5	16
80063	A3042146-5		5	19
80063	A3042146-6		1	5
			4	6
80063	A3042146-7		5	20
80063	A3042152		6	24
80063	A3042157		6	15
80063	A3042174		6	10
80063	A3042199-1		6	27
80063	A3042204		5	44
80063	A3042205		5	42
80063	A3042206		5	63
80063	A3042235		6	17
52072	CA-520SLP-30T-SD		1	4
			4	7

CROSS-REFERENCE INDEXES

FSCM	PART NUMBER	PART NUMBER INDEX STOCK NUMBER	FIG.	ITEM
81349	CMR03F121J0AP		7	3
81349	CMR04E240JPYR		4	4
81349	CX02J156K	5910-01-126-2076	7	1
34649	D7220-5	5962-01-232-2104	5	48
72794	GP4	5325-00-400-0117	6	21
81349	JAN1N5968		5	2
81349	JAN1N914	5961-00-842-9864	1	1
			4	1
			5	1
81349	JAN2N2222A	5961-00-951-8757	1	7
			4	10
34649	MD8251A/B	5962-01-250-1657	2	12
			3	23
			4	41
09922	ML2B100P-21	5935-01-181-3008	4	8
09922	ML2B70P-21	5935-01-181-3007	2	3
			3	5
96906	MS15795-803	5310-00-595-6211	6	1
96906	MS15795-810	5310-00-582-5677	6	23
96906	MS16535-8	5320-00-080-4402	1	56
			2	16
			3	29
			4	48
96906	MS24585C142	5360-00-957-5042	6	7
96906	MS3212-5	5305-00-006-9408	6	18
96906	MS35335-62	5310-00-184-9562	6	6
96906	MS35338-135	5310-00-933-8118	5	57
			6	2
96906	MS35649-244	5310-00-934-9748	5	56
96906	MS51957-15	5305-00-054-5649	6	3
96906	MS51957-17	5305-00-054-5651	5	64
96906	MS77068-2	5940-00-827-2653	5	61
81349	M38510-00303BCB	5962-00-378-0216	1	30
81349	M38510-30001BCB	5962-01-031-7030	1	29
			2	13
			4	30
81349	M38510-30003BCB	5962-01-027-6863	3	16
81349	M38510-30106BEB	5962-01-043-3940	1	44
81349	M38510-3090BEB	5962-01-050-0921	2	7
81349	M38510-32203BEB	5962-01-074-8876	2	14
81349	M38510/00801BCB	5962-00-361-8732	4	42
81349	M38510/10707BYC	5962-01-084-5554	5	54
81349	M38510/30001BCB	5962-01-031-7030	3	11
81349	M38510/30003BCB	5962-01-027-6863	1	23
			2	9
			4	45
			5	43
81349	M38510/30004BCB	5962-01-042-0369	4	43
81349	M38510/30005BCB	5962-01-030-6352	1	22
81349	M38510/30007BCB	5962-01-026-2493	3	20

CROSS-REFERENCE INDEXES

FSCM	PART NUMBER	PART NUMBER INDEX STOCK NUMBER	FIG.	ITEM
81349	M38510/30009BCB	5962-01-026-6055	5	38
81349	M38510/30102BCB	5962-01-058-1539	1	20
			2	8
			3	12
			4	23
			5	35
81349	M38510/30107BEB	5962-01-057-3455	1	28
81349	M38510/30108BCB		3	21
81349	M38510/30301BCB	5962-01-039-6395	1	18
			3	10
81349	M38510/30302BCB	5962-01-035-7478	1	39
			2	10
81349	M38510/30501BCB	5962-01-031-1918	1	40
			2	11
			5	52
81349	M38510/30502BCB	5962-01-041-3214	3	13
			4	38
81349	M38510/30601BEB	5962-01-057-7054	3	27
			4	36
81349	M38510/30701BEB	5962-01-050-0918	1	41
			4	25
81349	M38510/30901BEB	5962-01-050-0920	3	18
81349	M38510/30902BEB	5962-01-050-0919	3	15
81349	M38510/30903BEB	5962-01-050-0921	1	42
			4	39
81349	M38510/30906BEB	5962-01-069-2610	5	39
81349	M38510/31003BCB	5962-01-034-9830	1	21
			4	35
81349	M38510/31004BCB	5962-01-034-9832	3	19
			4	29
81349	M38510/31302BCB	5962-01-061-6583	4	31
81349	M38510/31504BEB	5962-01-065-7026	1	19
			3	17
81349	M38510/31602BEB	5962-01-085-0603	1	34
81349	M38510/32301BCB	5962-01-069-0419	1	46
			5	34
81349	M38510/32501BRB	5962-01-102-0627	4	37
81349	M38510/32503BRB	5962-01-102-3114	1	49
			4	32
81349	M38510/32803BRB	5962-01-110-2679	1	32
			4	34
			5	36
81349	M38510/33001BCB	5962-01-173-7737	4	22
81349	M38510/33301BCB	5962-01-163-9168	4	24
81349	M38510/36001BEB	5962-01-101-3751	4	40
81349	M38510/40001BQC	5962-01-102-7613	1	25
81349	M38527/03-001D	5999-01-054-6449	7	19
81349	M38527/03-006D	5999-01-198-7068	1	57
81349	M38527/05-002D	5999-01-086-6659	1	55
81349	M39003-01-2991	5910-00-007-3974	1	3
			2	1

CROSS-REFERENCE INDEXES

FSCM	PART NUMBER	PART NUMBER INDEX STOCK NUMBER	FIG.	ITEM
81349	M39003-01-2991	5910-00-007-3974	4	5
81349	M39003/01-2976	5910-00-007-3973	5	14
81349	M39003/01-2983	5910-00-007-7471	5	6
81349	M39003/01-2991	5910-00-007-3974	3	1
81349	M39003/01-3003	5910-00-007-2002	4	3
			5	9
81349	M39003/01-3005	5910-00-481-0470	5	7
81349	M39003/01-3006	5910-00-113-5475	3	3
			5	10
81349	M39003/01-3015	5910-00-113-5689	7	4
81349	M39003/03-0384	5910-01-072-1376	5	11
81349	M39014-01-1575	5910-00-124-0659	5	13
81349	M39014-01-1593	5910-00-010-8717	3	2
81349	M39014/01-1335	5910-00-113-5470	5	15
81349	M39014/01-1348	5910-00-156-5999	3	4
81349	M39014/01-1357	5910-00-010-8666	5	5
81349	M39014/01-1593	5910-00-010-8717	2	2
			4	2
81349	M39014/02-1338	5910-00-010-8718	5	8
81349	M39014/02-1356	5910-00-113-5286	5	12
81349	M39014/02-1358	5910-00-113-5284	5	4
81349	M39014/22-1094	5910-01-171-8693	1	2
			5	3
			7	2
81349	M55155/16-1		1	17
			2	6
			4	21
81349	M8340102K1000FA		5	53
81349	M8340105K1001GG	5905-01-150-3472	7	16
81349	M8340107M1002GC		1	35
81349	M8340108M1000GG		1	24
81349	M8340108M1002GC	5905-01-245-5388	1	52
81349	M8340109M2001GC		1	50
81349	M83734/6-013	5935-01-104-4891	7	21
80205	NAS620C4	5310-00-057-0573	6	12
80205	NAS620C4L	5310-00-723-9676	5	58
80205	NAS620C416	5310-00-952-0309	6	20
80205	NAS671C4	5310-00-208-3786	6	13
81349	RCR07G5R1JS	5905-00-104-8366	7	7
81349	REW620C6L	5310-00-054-0041	5	60
81349	RLR07C10R0GS	5905-01-142-2888	4	15
			7	8
81349	RLR07C1000GS	5905-01-147-2331	2	5
			4	19
			5	23
81349	RLR07C1001GS	5905-01-085-1164	1	8
			2	4
			3	7
			4	11
			5	24
81349	RLR07C1002GS	5905-01-139-5314	1	9

CROSS-REFERENCE INDEXES

FSCM	PART NUMBER	PART NUMBER INDEX STOCK NUMBER	FIG.	ITEM
81349	RLR07C1002GS	5905-01-139-5314	4	13
			5	25
81349	RLR07C1005GR	5905-01-086-6325	1	15
81349	RLR07C1820FP		1	11
81349	RLR07C2002GS	5905-01-151-1189	4	17
81349	RLR07C2050GP		1	10
81349	RLR07C2201GS	5905-01-151-1186	1	14
81349	RLR07C2700GS	5905-01-137-0108	5	32
81349	RLR07C3001GS	5905-01-154-7399	1	16
81349	RLR07C3302GS	5905-01-143-4724	5	28
81349	RLR07C3481GP		7	9
81349	RLR07C3901GS	5905-01-139-5317	5	27
81349	RLR07C47R0GS	5905-01-053-5788	7	10
81349	RLR07C51R0GS	5905-01-145-4541	4	18
81349	RLR07C5101GR	5905-00-438-0506	3	6
81349	RLR07C5101GS	5905-01-153-7443	4	16
			5	22
81349	RLR07C5112FS	5905-01-177-2017	4	14
81349	RLR07C5600GS	5905-01-053-5786	4	12
81349	RLR07C5601GS	5905-01-149-1143	5	26
81349	RLR07C7502GS	5905-01-150-5514	1	13
81349	RLR07C9102GS	5905-01-165-8592	3	8
81349	RNR55C1212FP		5	29
81349	RWR80SR100FS	5905-01-110-3091	1	12
81349	RWR80S12R0DP		5	30
97539	SFS-0440-AA-08		6	22
80063	SM-A-915703	5962-01-084-6427	3	26
80063	SM-A-915707-2	5962-01-181-0263	3	14
80063	SM-A-915710	5962-01-184-1406	1	27
			4	33
			5	37
80063	SM-A-915715		3	22
80063	SM-A-915732	5962-01-087-8535	5	50
80063	SM-A-915736		1	53
80063	SM-A-915748-3	5935-01-181-3006	1	6
80063	SM-B-766929		6	11
80063	SM-C-915749		1	54
			2	15
			3	28
			4	47
01295	SMJ4164-15JDS	5962-01-168-5239	1	26
01295	SNJ54LS147J	5962-01-138-9827	1	45
01295	SNJ54LS3934	5962-01-125-3105	1	33
			5	40
01295	SNJ55463JG	5962-01-119-7549	5	47
18565	19-11-B384-1285		6	16
77068	3183847-1-3B1		3	25
82423	43435	5940-01-180-0059	3	9
22526	47439-000 REELED		6	25
22526	68020-126		7	5
04713	6809BQCJC	5962-01-175-9521	4	26

CROSS-REFERENCE INDEXES

FSCM	PART NUMBER	PART NUMBER INDEX STOCK NUMBER	FIG.	ITEM
04713	6809BQCJC	5962-01-175-9521	5	33
04713	6821/BQCJC	5962-01-151-4506	1	43
			3	24
			4	44
22526	76264-101	5935-01-168-5938	4	9
			5	21
14933	7802001EB	5962-01-107-5395	5	51

By Order of the Secretary of the Army:

Official:

CARL E. VUONO
General, United States Army
Chief of Staff

R.L. DILWORTH
Brigadier General, United States Army
The Adjutant General

DISTRIBUTION:

To be distributed in accordance with DA Form 12-36 literature requirements for AN/USM-465.

RECOMMENDED CHANGES TO EQUIPMENT TECHNICAL PUBLICATIONS



THEN... JOT DOWN THE DOPE ABOUT IT ON THIS FORM, CAREFULLY TEAR IT OUT. FOLD IT AND DROP IT IN THE MAIL!

SOMETHING WRONG WITH THIS PUBLICATION?

FROM: (PRINT YOUR UNIT'S COMPLETE ADDRESS)
 Commander
 Stateside Army Depot
 ATTN: AMSTA-US
 Stateside, N.J. 07703-5007

DATE SENT
 10 July 1975

PUBLICATION NUMBER TM 11-5840-340-20P	PUBLICATION DATE 23 Jan 78	PUBLICATION TITLE Radar Set AN/PRC-76
--	-------------------------------	--

BE EXACT... PIN-POINT WHERE IT IS				IN THIS SPACE TELL WHAT IS WRONG AND WHAT SHOULD BE DONE ABOUT IT:
PAGE NO	PARA-GRAPH	FIGURE NO	TABLE NO	
33				For item 2, change the NSN to read: 5835-00-134-9186. Reason: Accuracy.
44		19		Identify the cover on the junction box (item no. 5). Reason: It is a separate item and is not called out on figure 19.
45				Add the cover of the junction box as an item in the listing for figure 19. Reason: Same as above

SAMPLE

PRINTED NAME, GRADE OR TITLE, AND TELEPHONE NUMBER SSG I. M. DeSpirit of 999-1776	SIGN HERE
--	---------------

TEAR ALONG PERFORATED LINE

RECOMMENDED CHANGES TO EQUIPMENT TECHNICAL PUBLICATIONS



THEN...JOT DOWN THE DOPE ABOUT IT ON THIS FORM. CAREFULLY TEAR IT OUT, FOLD IT AND DROP IT IN THE MAIL.

SOMETHING WRONG WITH THIS PUBLICATION?

FROM: (PRINT YOUR UNIT'S COMPLETE ADDRESS)

DATE SENT

PUBLICATION NUMBER

TM 11-5815-612-40P-1

PUBLICATION DATE

1 Jan 1988

PUBLICATION TITLE

Circuit Card Assemblies for AN/UGC-74B(V)3 and AN/UGC-74C(V)3

BE EXACT PIN-POINT WHERE IT IS

PAGE NO.	PARA-GRAPH	FIGURE NO.	TABLE NO.
----------	------------	------------	-----------

IN THIS SPACE TELL WHAT IS WRONG AND WHAT SHOULD BE DONE ABOUT IT:

TEAR ALONG PERFORATED LINE

PRINTED NAME GRADE OR TITLE AND TELEPHONE NUMBER

SIGN HERE

DA FORM 2028-2
1 JUL 79

PREVIOUS EDITIONS ARE OBSOLETE

P.S. IF YOUR OUTFIT WANTS TO KNOW ABOUT YOUR RECOMMENDATION MAKE A CARBON COPE OF THIS AND GIVE IT TO YOUR HEADQUARTERS.

FILL IN YOUR
UNIT'S ADDRESS

FOLD BACK

DEPARTMENT OF THE ARMY

OFFICIAL BUSINESS
PENALTY FOR PRIVATE USE \$300

POSTAGE AND FEES PAID
DEPARTMENT OF THE ARMY
DOD 314



TEAR ALONG PERFORATED LINE

Commander
US Army Communications-Electronics Command
and Fort Monmouth
ATTN: AMSEL-LC-ME-PS
Fort Monmouth, New Jersey 07703-5000

THE METRIC SYSTEM AND EQUIVALENTS

WEIGHT MEASURE

1 Centimeter = 10 Millimeters = 0.01 Meters = 0.3937 Inches
 1 Meter = 100 Centimeters = 1000 Millimeters = 39.37 Inches
 1 Kilometer = 1000 Meters = 0.621 Miles

WEIGHTS

1 Gram = 0.001 Kilograms = 1000 Milligrams = 0.035 Ounces
 1 Kilogram = 1000 Grams = 2.2 lb.
 1 Metric Ton = 1000 Kilograms = 1 Megagram = 1.1 Short Tons

LIQUID MEASURE

1 Milliliter = 0.001 Liters = 0.0338 Fluid Ounces
 1 Liter = 1000 Milliliters = 33.82 Fluid Ounces

SQUARE MEASURE

1 Sq. Centimeter = 100 Sq. Millimeters = 0.155 Sq. Inches
 1 Sq. Meter = 10,000 Sq. Centimeters = 10.76 Sq. Feet
 1 Sq. Kilometer = 1,000,000 Sq. Meters = 0.386 Sq. Miles

CUBIC MEASURE

1 Cu. Centimeter = 1000 Cu. Millimeters = 0.06 Cu. Inches
 1 Cu. Meter = 1,000,000 Cu. Centimeters = 35.31 Cu. Feet

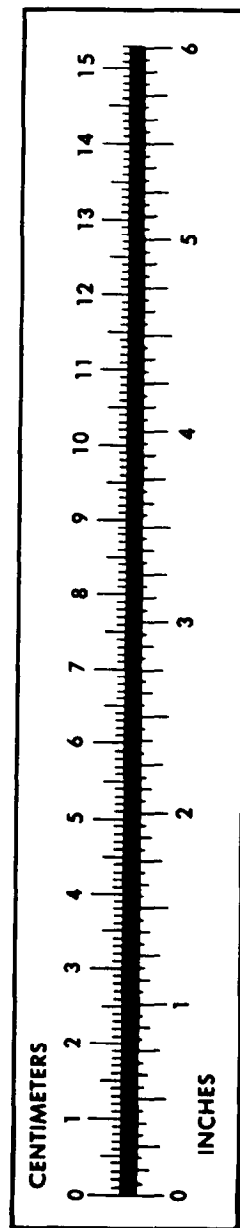
TEMPERATURE

$5/9(^{\circ}\text{F} - 32) = ^{\circ}\text{C}$
 212° Fahrenheit is equivalent to 100° Celsius
 90° Fahrenheit is equivalent to 32.2° Celsius
 32° Fahrenheit is equivalent to 0° Celsius
 $9/5^{\circ}\text{C} + 32 = ^{\circ}\text{F}$

APPROXIMATE CONVERSION FACTORS

TO CHANGE	TO	MULTIPLY BY
Inches	Centimeters	2.540
Feet	Meters	0.305
Yards	Meters	0.914
Miles	Kilometers	1.609
Square Inches	Square Centimeters	6.451
Square Feet	Square Meters	0.093
Square Yards	Square Meters	0.836
Square Miles	Square Kilometers	2.590
Acres	Square Hectometers	0.405
Cubic Feet	Cubic Meters	0.028
Cubic Yards	Cubic Meters	0.765
Fluid Ounces	Milliliters	29.573
its	Liters	0.473
arts	Liters	0.946
allons	Liters	3.785
Ounces	Grams	28.349
Pounds	Kilograms	0.454
Short Tons	Metric Tons	0.907
Pound-Feet	Newton-Meters	1.356
Pounds per Square Inch	Kilopascals	6.895
Miles per Gallon	Kilometers per Liter	0.425
Miles per Hour	Kilometers per Hour	1.609

TO CHANGE	TO	MULTIPLY BY
Centimeters	Inches	0.394
Meters	Feet	3.280
Meters	Yards	1.094
Kilometers	Miles	0.621
Square Centimeters	Square Inches	0.155
Square Meters	Square Feet	10.764
Square Meters	Square Yards	1.196
Square Kilometers	Square Miles	0.386
Square Hectometers	Acres	2.471
Cubic Meters	Cubic Feet	35.315
Cubic Meters	Cubic Yards	1.308
Milliliters	Fluid Ounces	0.034
Liters	Pints	2.113
Liters	Quarts	1.057
ers	Gallons	0.264
ms	Ounces	0.035
ograms	Pounds	2.205
Metric Tons	Short Tons	1.102
Newton-Meters	Pounds-Feet	0.738
Kilopascals	Pounds per Square Inch	0.145
ometers per Liter	Miles per Gallon	2.354
ometers per Hour	Miles per Hour	0.621



PIN: 065526-000